City of Palatka Annual Budget

2020-2021



City of Palatka- Annual Budget
Fiscal Year 2020-2021

Table of Contents

INTRODUCTORY SECTION
City of Palatka History
City of Palatka Organizational Chart
City of Palatka Statistical Information

BUDGET OVERVIEW
Presentation Letter
Budget Process Calendar 2020-2021

FINANCIAL SECTION
Presentation of Budget
Table of Contents
Statistical Analysis
Budget Summaries
General Fund
Better Place Fund
Utility Fund
Sanitation Fund
Golf Course Fund
Airport Fund
CDBG Fund
Tax Increment Fund
Five Year Capital Plan

City of Palatka History

“The Gem of the St. Johns”

In 1853, Judge Bronson helped incorporate “Pilatka” as a city in Putnam County. Soon after the American Civil War, riverboats began making their way to Palatka as it was the most prominent entry way to the interior of Florida. As the town became a hub for tourism, housing several world-class hotels, Palatka soon became known as the “Gem of the St. Johns”.

It wasn’t until 1884 when a great fire destroyed the heart of Palatka that the Gem City experienced a decline in tourism and industry. The small city would go on to face hard times until the early 1900’s when revitalization took place with the incorporation of Wilson’s Cypress Mill, the second largest cypress mill in the world. The cypress mill was considered a prime economic mover for the City of Palatka and the tradition of forestry is still much alive in the community as it exists today.

Between 1958 and 1959, Palatka welcomed Saint Johns River Junior College and Putnam Community Medical Center. Both of these new institutions brought vibrancy to the city as they aided in population and economical growth. Progression for the Gem City continued up until roughly 2008 when the recession negatively impacted the community.

Ever since then, Palatka has been determined to move forward and bring to life, once again the Gem of the St. Johns. Today, the city is seeing more development and revitalization efforts from both external and internal stakeholders than it has seen in some years. It is the City’s goal to continue these efforts of advancement.

City of Palatka

Organizational Chart

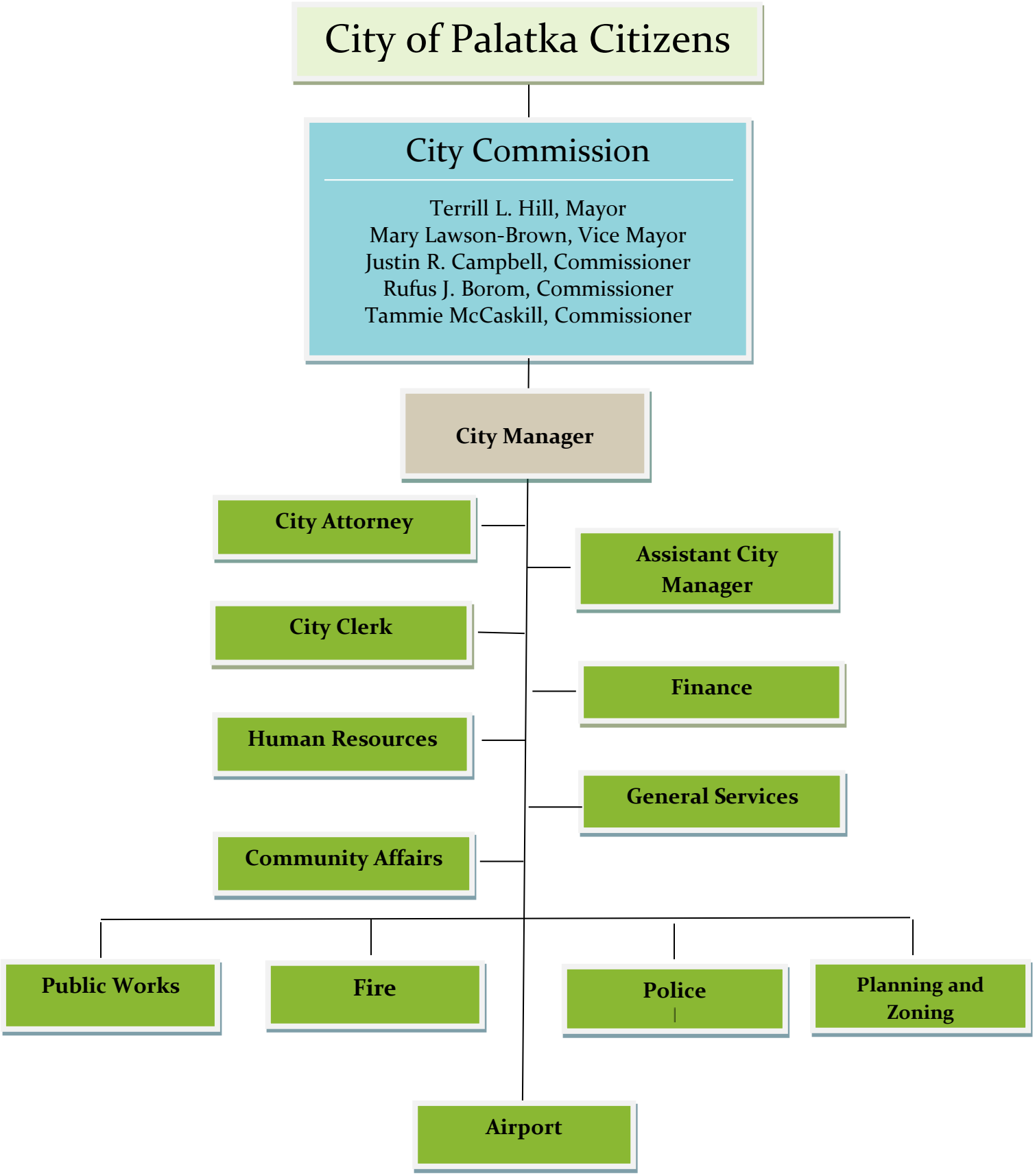

City of Palatka- Statistical Information

Year of Incorporation	1853
Form of Government	Commission-Manager
City Population	10,723
Area of City in Square Miles	7.5
Number of Full-Time Positions (including Commissioners)	145
Number of Part-Time Positions	6
Government Facilities and Services	
Miles of Streets	71.8
Miles of Storm Sewers	61
Number of Traffic Signals	33 (18 City/15 County)
Community Development Department	
Number of Building Permits Issued	31
Number of Occupational Licenses Issued	632
Culture and Recreation	
Number of Community Centers	2
Community Center Rentals	137
Field Trips	22
Number of Parks	10
Total Parks Acreage	45.36
Number of Baseball/Softball Diamonds	4
Number of Golf Courses	1
Fire Protection	
ISO Fire Classification	2
Number of Stations	2
Number of Fire Personnel and Officers	23
Number of Fire Hydrants	560
Number of Emergency Calls for Service	3,098
Number of Fires Extinguished	58
Police Protection	
Number of Stations	2
Number of Police Personnel and Officers	41
Number of Citations	1,335
Number of Calls for Service	30,952
Sewer System	
Miles of Sanitary Sewers	80
Number of Treatment Plants	1
Average Daily Treatment in Gallons	1,657,000
Maximum Daily Treatment Capacity in Gallons	3,500,000
Water System	
Miles of Water Mains	108
Number of Water Main breaks	307
Number of Active Accounts	5,136
Number of Treatment Plants	1
Average Daily Consumption	1,710,000
Peak Daily Consumption	2,012,000
Maximum Daily Treatment Capacity in Gallons	6,000,000
Cemetery	
Number of Cemeteries	3
Number of Interments	113
Airport	
Number of Runways	2
Number of T-Hangars	64

TERRILL L. HILL
MAYOR - COMMISSIONER

MARY LAWSON BROWN
VICE MAYOR - COMMISSIONER

RUFUS J. BOROM
COMMISSIONER

JUSTIN R. CAMPBELL
COMMISSIONER

TAMMIE McCASKILL
COMMISSIONER

CITY of Palatka FLORIDA

Regular meeting 2nd and 4th Thursdays each month at 6:00 p.m.

DONALD E. HOLMES
CITY MANAGER

SUNNI KRANTZ
ACTING CITY CLERK

LOGAN B. BECKER
FINANCE DIRECTOR

JASON L. SHAW, SR.
CHIEF OF POLICE

KEITH 'J.R.' GRIMES
CHIEF, FIRE DEPARTMENT

VALERIA B. THOMAS
CITY ATTORNEY

September 10, 2020

Honorable Mayor and Members of the City Commission,

I am pleased to present City of Palatka's Fiscal Year 2020-2021 Proposed Budget for your consideration. The attached budget is a result of departmental budget requests, forecasts of future revenues, and priorities of the Commission as set forth in the budget workshops held in July and August. City Staff has worked diligently to build an operating budget which moves the City forward, while protecting its financial interests. The proposed budget is designed to inspire an action oriented culture, encouraging the City to be proactive rather than reactive.

The budget before you has been developed to reflect the best estimates for the upcoming fiscal year. The net effect of all increases and decreases provides a balanced budget for the 2020-2021 Fiscal Year. As you know, a budget is simply a plan, therefore, amendments and reallocations are sure to happen as we move throughout the year.

The Proposed Budget for Fiscal Year 2020-2021 totals $44,705,017 for all funds. The General Fund budget totals $13,481,188. This reflects an operating decrease of 1.4% over last Fiscal Year's General Fund Adopted Budget.

Some of the Budget Highlights for Fiscal Year 2020-2021 are as follows:

- No Change in Millage Rate, 6.4000
- 2% Salary Increase for All Employees
- 4% Health Insurance Increase
- City Personnel Reorganization
- Debt Service for New Public Works Facility
- New Rates for Water and Sewer and 6.5% Increase to Sanitation Rates

I want to take this opportunity to acknowledge City Staff for working together in developing a comprehensive budget. I look forward to serving with the dedicated Staff and Commission to the benefit of this deserving City.

Sincerely,

Logan B. Becker

Logan B. Becker
Finance Director

201 N. 2ND STREET • PALATKA, FLORIDA 32177
PHONE: (386) 329-0100 **www.palatka-fl.gov** **FAX: (386) 329-0106**

City of Palatka

Budget Process Calendar

2020-2021

April

Budget Kickoff, Finance Director Compiles Preliminary Data

May

Budget Workbooks Sent From Finance Director to Department Heads (Projections and Budgets are due back to Finance at the end of the Month)

June

One on One Budget Review Meetings with the Department Heads and the Finance Director

July

- Preliminary Taxable Values are Provided by Property Appraiser
- City Manager Reviews
- Hold Budget Workshop with City Commission and Set Tentative Millage Rate
- Hold CRA Budget Workshop

August

- Second Budget Workshop Held
- Finance Director Reviews Recommendations from each Workshop and makes the appropriate revisions

September

- First Public Hearing to Adopt Millage and Budget (September 10th)
- Second Public Hearing to Adopt Millage and Budget (September 24th)

Fiscal Year 2020-2021

Presentation of Annual Budget and Program of Municipal Services

City Commissioners
Terrill L. Hill, Mayor
Mary Lawson Brown, Vice-Mayor
Justin R. Campbell
Rufus J. Borom
Tammie McCaskill

City Manager
Donald E. Holmes

Finance Director
Logan B. Becker

A big THANK YOU to all City Staff for your assistance and dedication!

FINANCIAL SECTION- TABLE OF CONTENTS

STATISTICAL ANALYSIS

ESTIMATED ACTUAL VALUE	1
PROPERTY TAX INFORMATION	2

SUMMARIES

BUDGET SUMMARY- ALL FUNDS	3
BUDGET SUMMARY- GRAPH	4
BUDGET IN BRIEF	5

GENERAL FUND

REVENUES & CASH BALANCES FORWARD	6– 9
EXPENDITURES	
CITY COMMISSION	10
CITY MANAGER'S OFFICE	10-11
CITY CLERK'S OFFICE	11
FINANCE DEPARTMENT	12
HUMAN RESOURCES DEPARTMENT	12-13
FACILITIES MAINTENANCE DEPARTMENT	13
INFORMATION TECHNOLOGY	14
LEGAL COUNSEL	14
GENERAL ADMINISTRATION	15
OTHER GENERAL GOVERNMENT SERVICES	15
PUBLIC SAFETY	
PLANNING & ZONING	16
POLICE DEPARTMENT	17-18
CODE ENFORCEMENT	18
FIRE DEPARTMENT	19
STREETS	20
CEMETERY	21
CULTURAL SERVICES	21
RECREATION	22
PARKS	22-23
PRICE MARTIN CENTER	24
WATER TAXIS	24
TRANSFERS, CONTINGENCIES & RESERVES	24

BETTER PLACE FUND

REVENUES & CASH BALANCES FORWARD	25
EXPENDITURES, TRANSFERS, CONTINGENCIES & RESERVES	26-27

FINANCIAL SECTION- TABLE OF CONTENTS CONTINUED

UTIILTY FUND

REVENUES & CASH BALANCES FORWARD	28-29
EXPENDITURES	
WATER PLANT	29-30
RECLAMATION FACILITY	31-32
WASTE/SEWER DISTRIBUTION	32-33
WATER ADMINISTRATION	34
TRANSFERS, CONTINGENCIES & RESERVES	35

SANITATION FUND

REVENUES & CASH BALANCES FORWARD	36
EXPENDITURES, TRANSFERS, CONTINGENCIES & RESERVES	
GARAGE MAINTENANCE	36-37
SANITATION DEPARTMENT	37-38
TRANSFERS, CONTINGENCIES & RESERVES	38-39

GOLF COURSE FUND

REVENUES & CASH BALANCES FORWARD	40
EXPENDITURES	
MAINTENANCE DEPARTMENT	40
CLUB HOUSE	41
TRANSFERS, CONTINGENCIES & RESERVES	41

AIRPORT FUND

REVENUES & CASH BALANCES FORWARD	42
EXPENDITURES, TRANSFERS, CONTINGENCIES & RESERVES	43-44

TAX INCREMENT FUND

REVENUES & CASH BALANCES FORWARD	45
EXPENDITURES	
DOWNTOWN TIF DISTRICT, TRANSFERS	46
SOUTH HISTORIC TIF DISTRICT	47
NORTH HISTORIC TIF DISTRICT, CONTINGENCIES & RESERVES	48

FIVE YEAR CAPITAL PLAN

ALL FUNDS/DEPARTMENTS	49-51

City of Palatka
Estimated Actual Value

Fiscal Year	Tax Exempt	Real Property	Personal Property	Total Estimated Actual Value
1999-2000	$ 220,912,111	$ 178,778,331	$ 55,367,259	$ 455,057,701
2000-2001	$ 232,468,810	$ 183,889,211	$ 59,094,480	$ 475,452,501
2001-2002	$ 241,548,517	$ 197,230,902	$ 60,338,363	$ 499,117,782
2002-2003	$ 263,807,095	$ 218,334,521	$ 56,587,231	$ 538,728,847
2003-2004	$ 263,807,095	$ 218,334,521	$ 56,587,231	$ 538,728,847
2004-2005	$ 277,976,363	$ 245,544,610	$ 59,022,315	$ 582,543,288
2005-2006	$ 300,981,367	$ 268,616,535	$ 62,032,313	$ 631,630,215
2006-2007	$ 324,868,250	$ 320,669,058	$ 69,748,674	$ 715,285,982
2007-2008	$ 373,365,912	$ 353,141,525	$ 70,909,071	$ 797,416,508
2008-2009	$ 403,089,469	$ 362,073,552	$ 71,887,265	$ 837,050,286
2009-2010	$ 424,474,968	$ 349,743,213	$ 65,330,966	$ 839,549,147
2010-2011	$ 427,401,929	$ 350,826,549	$ 61,172,680	$ 839,401,158
2011-2012	$ 392,358,229	$ 331,832,689	$ 57,098,415	$ 781,289,333
2012-2013	$ 353,857,097	$ 309,467,179	$ 54,838,730	$ 718,163,006
2013-2014	$ 360,625,430	$ 312,960,196	$ 54,787,757	$ 728,373,383
2014-2015	$ 342,925,717	$ 318,343,135	$ 54,579,756	$ 715,848,608
2015-2016	$ 347,634,124	$ 332,823,647	$ 50,086,206	$ 730,543,977
2016-2017	$ 344,064,467	$ 331,406,295	$ 62,779,117	$ 738,249,879
2017-2018	$ 348,266,456	$ 352,286,038	$ 58,353,074	$ 758,905,568
2018-2019	$ 379,721,510	$ 352,780,113	$ 57,449,969	$ 789,951,592
2019-2020	$ 392,641,041	$ 370,128,236	$ 67,574,341	$ 830,343,618
2020-2021	$ 415,626,693	$ 393,499,352	$ 67,885,338	$ 877,011,383

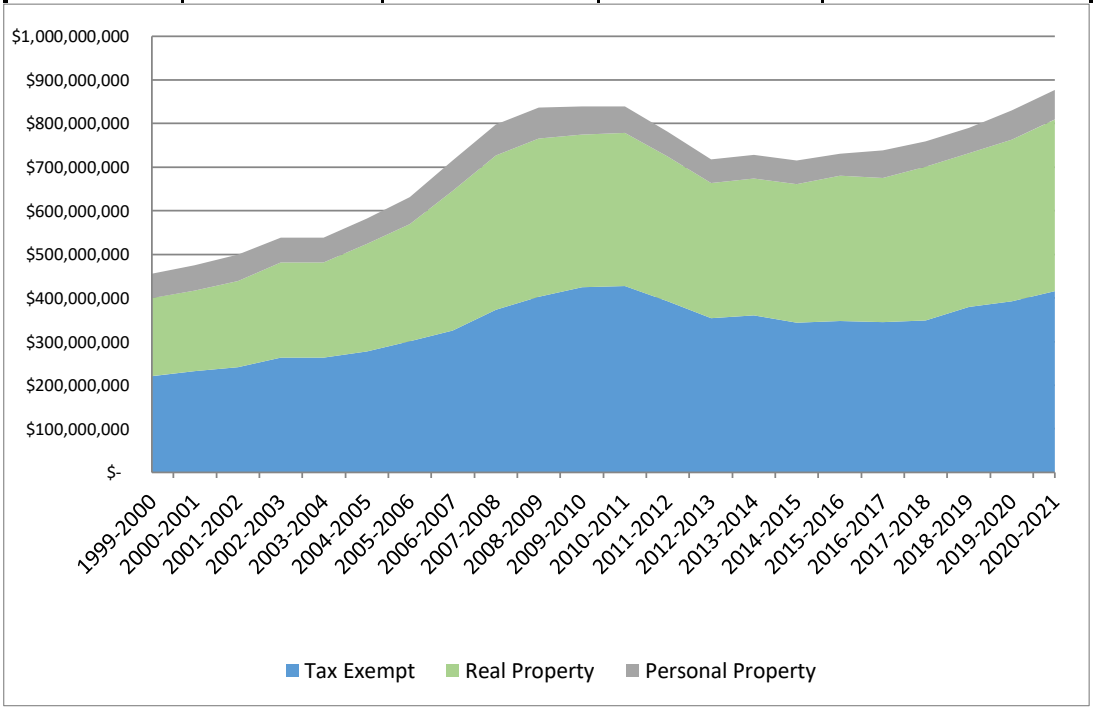

City of Palatka Property Tax Information					
Fiscal Year	**Taxable Value**	**Millage Rate**	**Calculated Receipts**	**% Change Dollars**	**% Change Tax Rate**
1999-2000	$ 235,053,580	7.0420	$ 1,655,247	2.73%	-2.37%
2000-2001	$ 242,983,691	6.9070	$ 1,678,288	1.39%	-1.92%
2001-2002	$ 257,569,265	7.3000	$ 1,880,256	12.03%	5.69%
2002-2003	$ 274,921,752	7.8000	$ 2,144,390	14.05%	6.85%
2003-2004	$ 304,566,925	8.0000	$ 2,436,535	13.62%	2.56%
2004-2005	$ 330,648,848	8.0000	$ 2,645,191	8.56%	0.00%
2005-2006	$ 390,417,732	8.6500	$ 3,377,113	27.67%	8.13%
2006-2007	$ 424,050,596	8.6500	$ 3,668,038	8.61%	0.00%
2007-2008	$ 433,960,817	8.5000	$ 3,688,667	0.56%	-1.73%
2008-2009	$ 421,346,887	8.6500	$ 3,644,651	-1.19%	1.76%
2009-2010	$ 416,061,561	8.6500	$ 3,598,933	-1.25%	0.00%
2010-2011	$ 412,847,084	8.6500	$ 3,571,127	-0.77%	0.00%
2011-2012	$ 388,931,104	8.6500	$ 3,364,254	-5.79%	0.00%
2012-2013	$ 364,305,909	9.1749	$ 3,342,470	-0.65%	6.07%
2013-2014	$ 367,747,953	9.1749	$ 3,374,051	0.94%	0.00%
2014-2015	$ 370,908,427	9.1749	$ 3,403,048	0.86%	0.00%
2015-2016	$ 380,825,796	6.9967	$ 2,664,524	-21.70%	-23.74%
2016-2017	$ 380,609,340	6.4000	$ 2,435,900	-8.58%	-8.53%
2017-2018	$ 408,746,275	6.4000	$ 2,615,976	7.39%	0.00%
2018-2019	$ 432,557,475	6.4000	$ 2,768,368	5.83%	0.00%
2019-2020	$ 461,551,700	6.4000	$ 2,953,931	12.92%	0.00%
2020-2021	$ 482,958,654	6.4000	$ 3,090,935	11.65%	0.00%

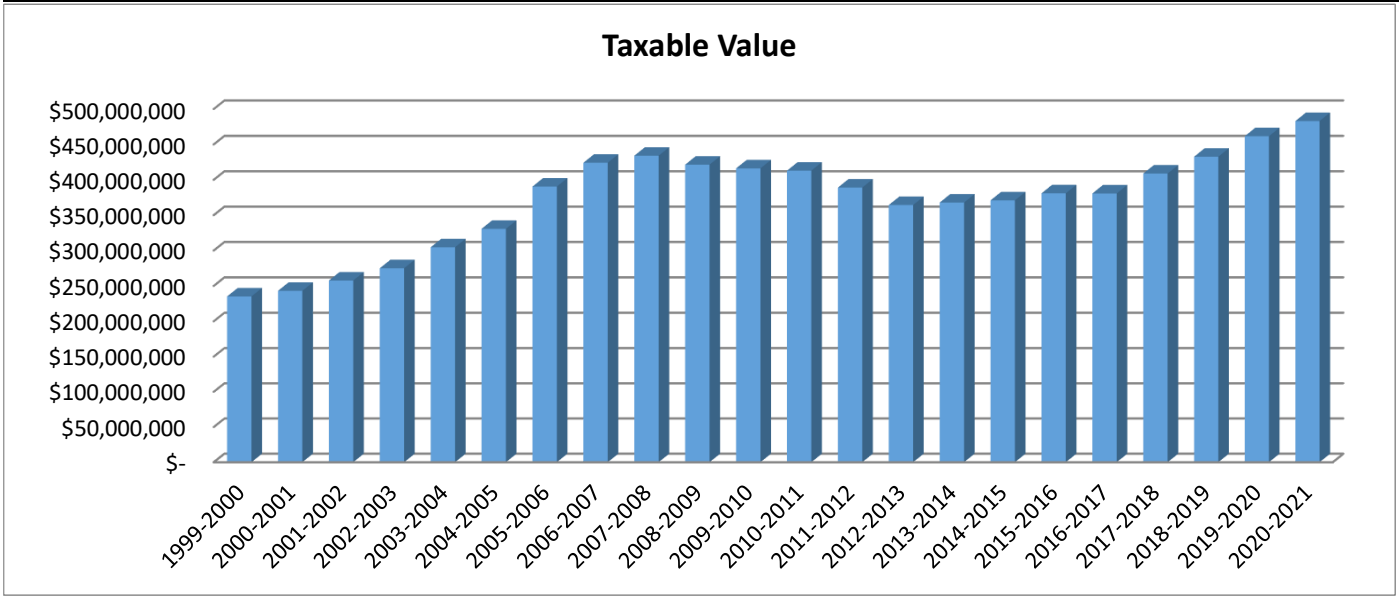

BUDGET SUMMARY
CITY OF PALATKA
FISCAL YEAR 2020/21
***THE PROPOSED OPERATING BUDGET EXPENDITURES OF THE CITY OF PALATKA ARE 1.4% LESS THAN LAST YEARS TOTAL OPERATING EXPENDITURES.**

General Fund 6.4000

ESTIMATED REVENUES		General Fund	Better Place Fund	Utility Fund	Sanitation Fund	Golf Fund	Airport Fund	Tax Increment Fund	CDBG Fund	Total All Funds
Taxes:	Millage per $1000									
Ad Valorem Taxes	**6.4000**	**$ 2,706,570**	$ -	$ -	$ -	$ -	$ -	$ 229,818	$ -	$ 2,936,388
Sales and Use Taxes		$ 2,072,937	$ 814,681	$ -	$ -	$ -	$ -	$ -	$ -	$ 2,887,618
Licenses, Permits and Franchise Fees		$ 840,000	$ -	$ -	$ -	$ -	$ -	$ -	$ -	$ 840,000
Special Assessments		$ 1,383,670	$ -	$ -	$ -	$ -	$ -	$ -	$ -	$ 1,383,670
Intergovernmental		$ 1,126,945	$ 6,163,318	$ 1,100,435	$ -	$ -	$ 695,000	$ 344,533	$ -	$ 9,430,231
Charges for Services		$ 155,800	$ -	$ 7,048,490	$ 2,496,008	$ -	$ 822,188	$ -	$ -	$ 10,522,486
Fines/Forfeitures		$ 65,000	$ -	$ -	$ -	$ -	$ -	$ -	$ -	$ 65,000
Miscellaneous		$ 298,331	$ -	$ 4,546,068	$ 260	$ 89,115	$ 1,650	$ -	$ -	$ 4,935,424
TOTAL SOURCES		**$ 8,649,253**	**$ 6,977,999**	**$ 12,694,993**	**$ 2,496,268**	**$ 89,115**	**$ 1,518,838**	**$ 574,351**	**$ -**	**$ 33,000,818**
Transfers In		$ 1,657,165	$ 790,716	$ 134,701	$ -	$ 225,025	$ 214,033	$ -	$ -	$ 3,021,639
Debt Proceeds		$ 400,000	$ 2,000,000	$ -	$ -	$ -	$ -	$ -	$ -	$ 2,400,000
Fund Balances/Reserves/Net Assets		$ 2,774,770	$ 492,578	$ 1,385,633	$ 951,521	$ 6,396	$ -	$ 671,662	$ -	$ 6,282,560
TOTAL REVENUES, TRANSFERS & BALANCES		**$ 13,481,188**	**$ 10,261,293**	**$ 14,215,327**	**$ 3,447,789**	**$ 320,536**	**$ 1,732,871**	**$ 1,246,013**	**$ -**	**$ 44,705,017**
EXPENDITURES										
General Government		$ 2,066,095	$ -	$ -	$ -	$ -	$ -	$ -	$ -	$ 2,066,095
Public Safety		$ 6,422,643	$ -	$ -	$ -	$ -	$ -	$ -	$ -	$ 6,422,643
Physical Environment		$ -	$ 9,869,518	$ 10,088,869	$ 2,133,935	$ -	$ -	$ -	$ -	$ 22,092,322
Transportation		$ 817,622	$ -	$ -	$ -	$ -	$ 1,497,293	$ -	$ -	$ 2,314,915
Economic Environment		$ -	$ -	$ -	$ -	$ -	$ -	$ 416,700	$ -	$ 416,700
Human Services		$ 30,189	$ -	$ -	$ -	$ -	$ -	$ -	$ -	$ 30,189
Culture/Recreation		$ 668,573	$ -	$ -	$ -	$ 144,211	$ -	$ -	$ -	$ 812,784
Debt Services		$ 239,362	$ 279,646	$ 1,376,550	$ 232,281	$ 169,445	$ 157,757	$ -	$ -	$ 2,455,041
TOTAL EXPENDITURES		**$ 10,244,484**	**$ 10,149,164**	**$ 11,465,419**	**$ 2,366,217**	**$ 313,656**	**$ 1,655,050**	**$ 416,700**	**$ -**	**$ 36,610,689**
Transfers Out		$ 459,858	$ -	$ 1,386,682	$ 358,971	$ 484	$ 77,821	$ 713,576	$ -	$ 2,997,392
Contingencies		$ -	$ -	$ -	$ -	$ -	$ -	$ -	$ -	$ -
Fund Balances/Reserves/Net Assets		$ 2,776,846	$ 112,129	$ 1,363,226	$ 722,601	$ 6,396	$ 0	$ 115,737	$ -	$ 5,096,935
TOTAL APPROPRIATED EXPENDITURES, TRANSFERS, RESERVES & BALANCES		**$ 13,481,188**	**$ 10,261,293**	**$ 14,215,327**	**$ 3,447,789**	**$ 320,536**	**$ 1,732,871**	**$ 1,246,013**	**$ -**	**$ 44,705,017**

THE TENTATIVE, ADOPTED AND/OR FINAL BUDGETS ARE ON FILE IN THE CLERK'S OFFICE AT 201 N 2ND STREET, PALATKA, FLORIDA AS A PUBLIC RECORD.

City of Palatka
Budget Summary

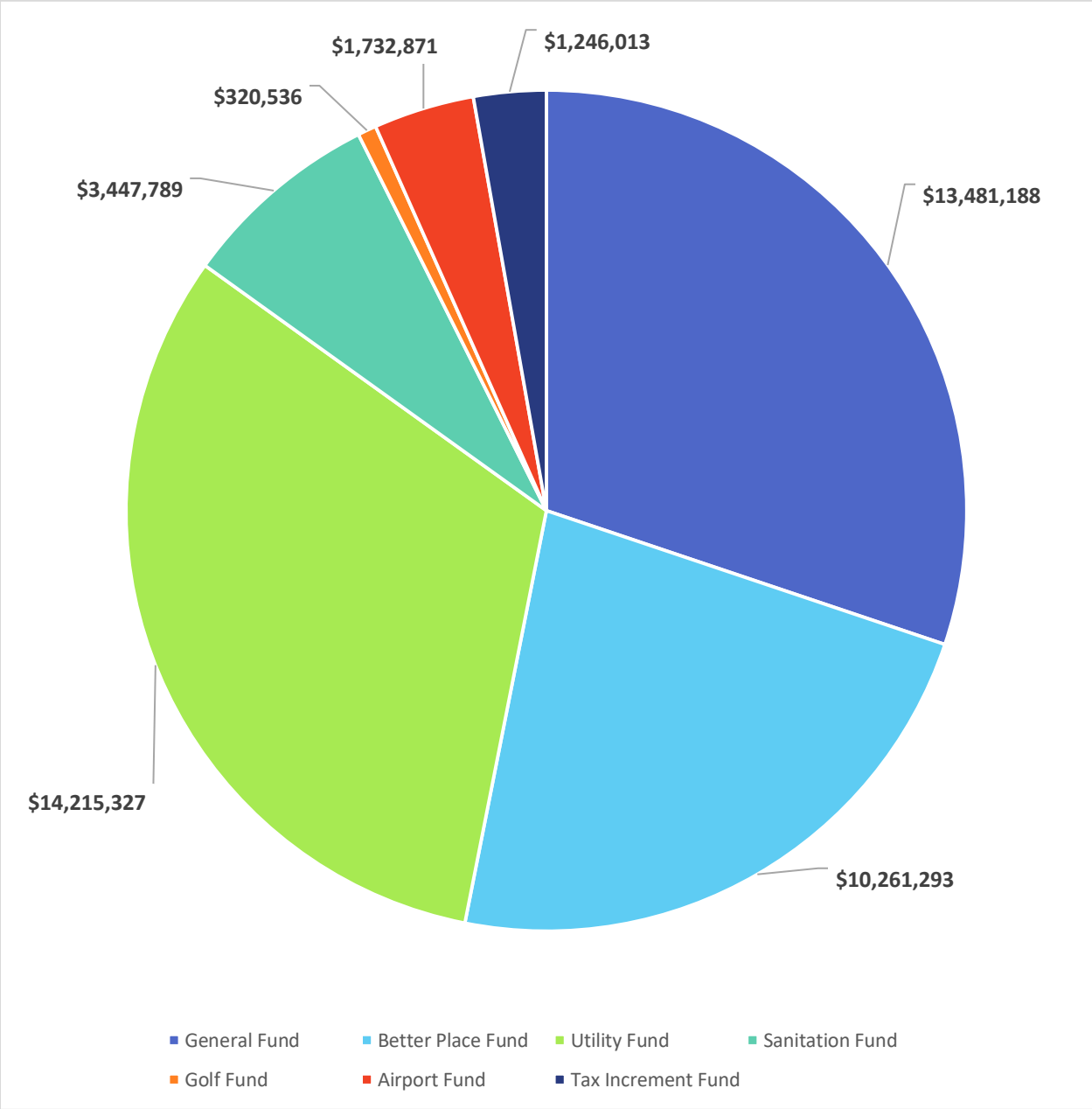

The Proposed Fiscal Year 2020-2021 Total Budget is $44,705,017. The General Fund Budget is $13,481,188, which is 1.4% less than last year's Adopted GF Budget.

BUDGET-IN-BRIEF

YTD-Total Citywide Budget

Revenues		Budget
Total Citywide Budget	$	44,705,017

Expenditures		Budget
Total Citywide Budget	$	44,705,017

General Fund Revenues

Sources		Budget
Property Taxes	$	2,706,570
Local Option Taxes	$	665,859
Utility Service Taxes	$	1,120,590
Communication Service Tax	$	286,488
Licenses/Permits	$	90,000
Franchise Fees	$	750,000
Special Assessments	$	1,383,670
State/Federal Grants	$	226,612
State Shared Revenues	$	897,333
Grants from Local Units	$	3,000
Charges for Service	$	155,800
Fines and Forfeits	$	65,000
Miscellaneous Revenues	$	298,331
Transfers In	$	772,775
Reimbursements	$	884,390
Debt Proceeds	$	400,000
Fund Balance/Reserves	$	2,774,770
Total Revenues	$	13,481,188

General Fund Expenditures

Departments		Budget
City Commission	$	285,467
City Manager's Office	$	348,667
City Clerk's Office	$	79,754
Finance Department	$	381,493
Human Resources	$	161,662
Facilities Maintenance	$	81,522
Information Technology	$	192,180
Legal Counsel	$	81,115
General Administration	$	43,500
Other Governmental Services	$	410,736
Building & Zoning	$	149,964
Police Department	$	3,928,220
Code Enforcement	$	119,386
Fire Department	$	2,464,435
Streets	$	804,636
Cemetery	$	30,189
Cultural Services	$	131,114
Parks	$	292,358
Recreation	$	221,301
Price Martin Center	$	23,800
Water Taxis	$	12,987
Transfers	$	459,858
Contingencies	$	-
Fund Balance/Reserves	$	2,776,846
Total Expenditures	$	13,481,188

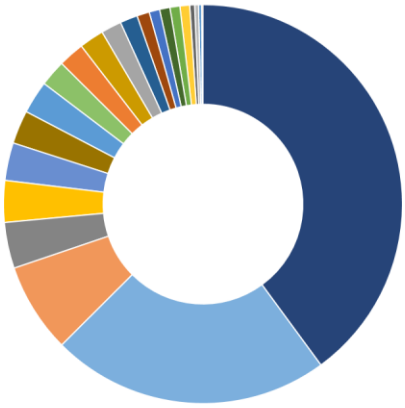

City Commission
City Manager's Office
City Clerk's Office
Finance Department
Human Resources
Facilities Maintenance
Information Technology
Legal Counsel
Other Governmental Services
Building & Zoning
Police Department
Code Enforcement
Fire Department
Streets
Cemetery
Cultural Services
Parks
Recreation
Price Martin Center
Water Taxis

Airport Fund

		Budget
Grants	$	695,000
Operating Revenues	$	822,188
Other Revenues	$	1,650
Transfers	$	214,033
Fund Balance/Reserves	$	-
Total Revenues	$	1,732,871
Personnel Expenses	$	184,625
Operating Expenses	$	617,668
Capital Expenses	$	695,000
Debt Service	$	157,757
Transfers	$	77,821
Fund Balance/Reserves	$	0
Total Expenditures	$	1,732,871

Utility Fund

		Budget
Grants	$	1,100,435
Charges for Services	$	7,048,490
Other Revenue	$	46,068
Transfers	$	134,701
Loan Proceeds	$	4,500,000
Fund Balance/Reserves	$	1,385,633
Total Revenues	$	14,215,327
Water Plant	$	1,248,909
Sewer Plant	$	3,887,535
Water & Sewer Distribution	$	4,475,527
Utility Administration	$	476,898
Debt Service	$	1,376,550
Transfers	$	1,386,682
Fund Balance/Reserves	$	1,363,226
Total Expenditures	$	14,215,327

Golf Course Fund

		Budget
Operating Revenues	$	-
Grants	$	-
Other Revenues	$	89,115
Transfers In	$	225,025
Fund Balance/Reserves	$	6,396
Total Revenues	$	320,536
Maintenance Expenditures	$	42,659
Maintenance Capital Exp	$	-
Club House Operating Exp	$	101,552
Club House Capital Exp	$	-
Debt Service	$	169,445
Transfers	$	484
Fund Balance/Reserves	$	6,396
Total Expenditures	$	320,536

Sanitation Fund

		Budget
Charges for Services	$	2,496,008
Grants	$	-
Other Revenue	$	260
Debt Proceeds	$	-
Fund Balance/Reserves	$	951,521
Total Revenues	$	3,447,789
Garage Maintenance	$	165,237
Sanitation Department	$	1,968,698
Debt Service	$	232,281
Transfers Out	$	358,971
Fund Balance/Reserves	$	722,601
Total Expenditures	$	3,447,789

Tax Increment Fund

		Budget
Property Tax	$	574,351
Other Revenues	$	-
Fund Balance/Reserves	$	671,662
Total Revenues	$	1,246,013
Expenses	$	416,700
Transfers	$	713,576
Fund Balance/Reserves	$	115,737
Total Expenses	$	1,246,013

Better Place Plan Fund

		Budget
Discretionary Infrastructure Surtax	$	814,681
State/Federal Grants	$	6,163,318
Transfers In	$	790,716
Loan Proceeds	$	2,000,000
Fund Balance/Reserves	$	492,578
Total Revenues	$	10,261,293
Capital Outlay	$	3,737,962
Debt Service	$	279,646
Grant Matches	$	6,131,556
Transfers	$	-
Fund Balance/Reserves	$	112,129
Total Expenses	$	10,261,293

General Fund

General Fund: 001						
REVENUE OBJECT #/TITLE		ACTUAL 2019	BUDGET 2019	BUDGET 2020	PROJECTED 2020	BUDGET 2021
311 AD VALOREM TAXES						
001-00-311-0-0100	CURRENT AD VALOREM TAXES	2,513,553	2,428,255	2,562,950	2,562,950	2,696,570
001-00-311-0-0200	DELINQUENT AD VALOREM TAXES	11,180	12,000	10,000	10,000	10,000
Total		2,524,733	2,440,255	2,572,950	2,572,950	2,706,570
312 LOCAL OPTION, USE & FUEL TAXES						
001-00-312-4-1000	LOCAL OPTION FUEL TAX	329,179	327,711	331,537	309,551	316,605
001-00-312-4-2000	2010 LOCAL GAS TAX	223,525	219,557	221,876	210,853	209,254
001-00-312-5-1000	FIRE 175 PREM MONIES	66,498	80,000	75,000	70,000	70,000
001-00-312-5-2000	POLICE 185 PREM MONIES	77,299	65,000	65,000	70,000	70,000
Total		696,501	692,268	693,413	660,404	665,859
314 UTILITY SERVICES TAXES						
001-00-314-1-0000	UTILITY TAX ELECTRIC	872,748	810,000	825,000	699,291	825,000
001-00-314-3-0000	UTILITY TAX WATER	229,542	232,172	205,000	205,000	210,000
001-00-314-4-0000	UTILITY TAX GAS	82,780	82,300	85,000	82,000	85,000
001-00-314-7-0000	UTILITY TAX FUEL OIL	88	90	90	90	90
001-00-314-8-0000	UTILITY TAX PROPANE	508	900	800	400	500
Total		1,185,665	1,125,462	1,115,890	986,781	1,120,590
315 COMMUNICATION SERVICE TAXES						
001-00-315-0-1000	TELE COMMUNICATION SERVICE TAX	298,960	324,007	293,646	274,987	286,488
Total		298,960	324,007	293,646	274,987	286,488
316/322/329 PERMITS & FEES						
001-00-316-0-1000	OCCUPATIONAL BUSINESS TAX	80,256	90,000	85,000	80,000	80,000
001-00-322-0-2100	BUILDING & ZONING REVENUES	10,136	38,000	15,000	7,602	10,000
Total		90,392	128,000	100,000	87,602	90,000
323 FRANCHISE FEES						
001-00-323-1-0000	FRANCHISE FEES ELECTRIC	744,975	777,965	785,000	707,726.17	750,000
Total		744,975	777,965	785,000	707,726	750,000
325 SPECIAL ASSESSMENTS						
001-00-325-2-1000	FIRE ASSESSMENT	1,319,178	1,308,388	1,320,000	1,318,904	1,383,670
Total		1,319,178	1,308,388	1,320,000	1,318,904	1,383,670
331/333/334 STATE/FEDERAL GRANTS & PILOTS						
001-00-331-2-2500	BULLET PROOF VEST GRT-POLICE	1,344	4,388	4,388	4,388.00	4,388
001-00-331-2-3601	COPS Grant	-	81,000	-	-	-
001-00-331-2-5900	VOCA GRANT V09045	42,367	37,531	39,031	39,031	39,316
001-00-331-2-6000	JAG 2010 2010DJBX1516	-	577	-	-	-
001-00-331-2-6308	2017-JAGC-PUTN-5-F9-123	-	13,000	-	-	
001-00-331-2-6310	2019-JAGC-PUTN-1-N2-050	-	-	13,000	12,676	-
001-00-331-2-6312	2020 JAG C GRANT	-	-	5,000	5,000	-
001-00-331-2-6311	2020 JAG PUTNAM	-	-	-	-	13,000
001-00-331-2-6313	2020 JAG LOCAL	-	-	10,000	-	10,000
001-00-331-2-6314	FIRE GRANT- EMPLOYEES	-	-	122,666	-	141,169
001-00-334-5-1002	FEMA HURRICANE IRMA STATE	12,325	-	168,000	6,489	-
001-00-331-5-1000	FEMA GRANT- FEDERAL	-	-	-	116,801	-
001-00-331-5-1002	FEMA HURRICANE IRMA FEDERAL	82,425	-	-	121,353	-
001-00-333-0-1000	PAYMENTS IN LIEU OF TAX (PHA)	18,529	20,000	18,739	18,739	18,739
001-00-334-7-3000	BRONSON MULHOLLAND GRANT	50,000	50,000	-	-	-
Total		206,990	206,496	380,824	324,477	226,612
335 STATE SHARED REVENUES						
001-00-335-1-2000	STATE REVENUE SHARING	409,468	415,816	416,424	375,603	412,576
001-00-335-1-4000	MOBILE HOME LICENSE TAX	3,984	4,200	4,200	4,000	4,000
001-00-335-1-5000	ALCOHOLIC BEVERAGE TAX	10,091	10,000	10,000	11,000	10,000
001-00-335-1-6000	SALES TAX REVENUE (95%)	534,539	510,000	507,542	453,758	455,038
001-00-335-2-1000	FIREFIGHTERS SUP COMP	4,650	3,000	3,720	3,720	3,720
001-00-335-4-9000	GAS TAX REBATE	18,268	12,000	12,000	12,000	12,000
Total		981,001	955,016	953,886	860,081	897,333

General Fund

General Fund: 001

REVENUE OBJECT #/TITLE		ACTUAL 2019	BUDGET 2019	BUDGET 2020	PROJECTED 2020	BUDGET 2021
337 GRANTS/LOCAL UNITS						
001-00-337-2-0100	HIDTA	3,963	2,500	2,500	3,000	3,000
Total		3,963	2,500	2,500	3,000	3,000
340's CHARGES FOR SERVICES						
001-00-341-0-3001	CODE ENFORCEMENT-ADMIN FEES	716	-	-	-	-
001-00-342-1-1100	GUN SAFETY CLASSES	700	500	500	-	500
001-00-342-2-1000	FIRE SERVICES	68,356	40,000	57,000	100,943	57,000
001-00-342-5-1000	FIRE INSPECTION FEES	14,250	-	-	14,500	-
001-00-342-5-1001	FIRE INSPECTION FEES- COUNTY	21,600	-	-	28,800	-
001-00-343-8-1000	CEMETERY SERVICES	12,761	11,100	12,000	12,000	12,000
001-00-346-4-1000	ANIMAL CONTROL FEES	735	500	500	200	500
001-00-347-2-1000	PARK-REC RENTALS FEES	300	5,000	2,000	150	1,000
001-00-347-2-1001	SPECIAL EVENT FEES	5,045	-	8,000	2,500	4,000
001-00-347-2-2500	SPONSORSHIP- BASEBALL	1,000	-	-	-	-
001-00-347-2-3000	BOOKER/LEFTY TURNER FIELD	1,500	-	-	-	-
001-00-347-3-1000	BRONSON HOUSE	848	1,000	1,000	-	1,000
001-00-347-3-1001	ST JOHNS RIVER CENTER-RENTALS	7,845	5,000	6,000	4,000	5,000
001-00-347-3-1002	ST JOHNS RIVER CENTER-GIFT SHOP SALES	19	-	-	-	-
001-00-347-3-1003	ST JOHNS RIVER CENTER SPECIAL EVENTS RENT	920	-	-	-	-
001-00-347-5-1000	COMMUNITY CENTER- PRICE MARTIN	11,957	25,000	16,000	2,000	12,000
001-00-341-0-9001	CODE ENFORCEMENT-MISC FEES	7,694	3,500	5,000	8,000	5,000
001-00-341-0-3002	CODE ENFORCEMENT-VACANT PROPERTY REGI	4,200	7,000	5,000	3,000	5,000
001-00-342-1-1002	POLICE DEPT-ADMIN TOW FEES	9,104	4,000	5,000	9,500	7,000
001-00-342-1-1003	POLICE DEPT-INVESTIGATIVE COST	4,387	700	700	8,000	2,000
001-00-342-1-1004	POLICE DEPT-RECORDS REQUESTS	4,083	3,000	3,500	3,500	3,500
001-00-342-1-1005	POLICE DEPT-ADMIN FEES	14,001	15,000	15,000	12,000	15,000
001-00-342-1-1006	POLICE DEPT-OFFENDER PAYMENTS	3,861	50	50	3,000	1,000
001-00-342-1-1007	POLICE DEPT-OT REIMBURSEMENTS	31,011	24,000	24,000	20,000	24,000
001-00-342-1-1009	POLICE DEPT-MISCELLANEOUS	554	500	300	150	300
Total		227,449	145,850	161,550	232,243	155,800
350's FINES/FORFEITS						
001-00-351-1-1000	COURT FINES	21,104	50,000	50,000	22,000	35,000
001-00-351-3-1000	POLICE EDUCATION	1,670	2,000	2,000	1,500	2,000
001-00-354-0-1000	CODE ENFORCEMENT-LIEN FINES	5,952	3,000	3,000	4,000	3,000
001-00-359-0-1100	FALSE ALARM FINES	13,137	23,000	20,000	13,000	15,000
001-00-359-0-2000	SPECIAL POLICE TRUST REV	-	10,000	10,000	7,309	10,000
001-00-359-0-4000	PARKING TICKETS	10	-	-	-	-
Total		41,873	88,000	85,000	47,809	65,000
360's MISCELLANEOUS REVENUES						
001-00-361-1-1000	INTEREST EARNINGS	40,043	2,600	2,500	40,000	40,000
001-00-361-1-1001	INTEREST- MONEY MARKET	4	-	-	50	-
001-00-362-0-1000	MISC RENTS	3	4	4	4	4
001-00-362-0-3000	AMTRAK RENT	2,040	2,040	2,040	2,040	2,040
001-00-364-0-1000	CEMETERY LOTS	41,875	36,250	36,250	38,000	38,000
001-00-364-0-1010	CEMETERY LOTS RESTRICTED	8,375	7,250	7,250	8,000	7,250
001-00-364-0-4900	SURPLUS EQUIPMENT-GENERAL	39,725	-	-	3,508	-
001-00-366-0-1100	CONTRIBUTION-YOUTH RECREATION	4,750	-	-	550	-
001-00-366-0-1200	REGISTRATION-YOUTH RECREATION	(105)	-	-	-	-
001-00-366-0-1300	REGISTRATION-CHEER LEADING	-	-	-	2,180	-
001-00-366-0-2000	CRIME PREVENTION	1,767	-	-	-	-
001-00-366-0-3500	CONTRIBUTION-BRONSON HOUSE	150	-	-	-	-
001-00-366-0-3501	CONTRIBUTION-ST JOHNS RIVER CENTER	-	-	-	10,100	-
001-00-366-0-3502	CONTRIBUTION-WATER WORKS	1,000	-	-	-	-
001-00-366-0-4500	CONTRIBUTION-ARBOR DAY	-	-	-	15,900	-
001-00-366-0-6000	CONTRIBUTIONS FIRE TRK RESTOR	1,151	-	-	-	-

General Fund

General Fund: 001

REVENUE OBJECT #/TITLE		ACTUAL 2019	BUDGET 2019	BUDGET 2020	PROJECTED 2020	BUDGET 2021
001-00-366-0-7400	BENCH PROGRAM	-	-	-	6,000	-
001-00-366-0-8000	FIREWORKS CONTRIBUTION	5,950	8,500	8,500	5,000	6,000
001-00-366-0-8001	MAYOR'S RECEPTION CONTRIBUTION	7,750	8,200	8,000	10,800	8,000
001-00-366-0-8002	CONTRIBUTION FOR SPECIAL EVENT	1,500	-	-	-	-
001-00-366-0-8004	CONTRIBUTION-MAYOR'S RACE STUDY	1,500	-	-	1,500	1,500
001-00-366-0-8500	FIRE PUBLIC EDUCATION	22,892	17,000	17,000	9,000	17,000
001-00-369-3-1000	REFUNDS/REIMBURSEMENTS	242,743	16,637	18,000	22,000	20,000
001-00-369-3-1001	INSURANCE REFUNDS	-	-	-	132,382	-
001-00-369-3-2000	FEMA REIMBURSEMENT (HURRICANE)	-	100,000	-	-	-
001-00-369-9-0500	MISC REVENUE	19,771	900	900	20,000	900
001-00-369-9-1000	FDOT RIGHT OF WAY MAINTENANCE	51,654	51,655	51,655	51,655	51,655
001-00-369-9-2000	INSURANCE CLAIMS-GENERAL	2,750	-	-	6,966	-
001-00-369-9-3000	FDOT HWY LIGHTING MAINTENANCE	32,587	32,587	37,760	37,760	37,760
001-00-369-9-3001	FDOT TRAFFIC SIGNAL MAINTENANCE	63,372	63,372	65,027	65,027	66,722
001-00-366-0-6100	CONTRIBUTIONS FROM GP FOR FD	-	-	-	2,000	-
001-00-369-9-1001	E-PAYABLES REVENUE SHARE	1,543	2,400	1,500	1,200	1,500
Total		594,788	349,395	256,386	491,622	298,331
381 TRANSFERS IN						
001-00-381-0-1000	TRANSFER FROM TAX INCREMENT	10,753	12,400	12,400	10,400	12,400
001-00-381-0-1320	TRANSFER FROM NORTH TIF FOR ROAD RECON	-	-	23,000	19,754	19,516
001-00-381-0-1600	TRANSFER FROM UTILITY FOR BUILDING	-	-	67,500	-	-
001-00-381-0-1700	TRANSFER FROM SANITATION FOR BUILDING	-	-	90,000	-	-
001-00-381-0-1300	TRANSFER FROM GAS AUTHORITY-FRANCHISE	176,382	167,500	180,000	167,563	175,000
001-00-381-0-3200	TRANSFER FROM N TIF ROAD RECON	-	23,000	-	-	-
001-00-381-0-1800	TRANSFER FROM GOLF PROFIT SHARING	3,715	-	-	3,938	-
001-00-381-0-1400	TRANSFER FROM UTILITY FUND-FRANCHISE	419,761	419,761	381,726	381,726	418,579
001-00-381-0-1500	TRANSFER FROM SANITATION FUND-FRANCHIS	121,040	121,040	137,238	137,238	147,280
Total		731,652	743,701	891,864	720,619	772,775
382 REIMBURSEMENTS						
001-00-382-0-1000	ADMIN EXP REIMB-UTILITY FUND	371,400	371,400	422,481	422,481.00	567,407
001-00-382-0-2000	ADMIN EXP REIMB-GOLF FUND	237	237	277	277	484
001-00-382-0-3000	ADMIN EXP REIMB-SANITATION FUND	115,959	115,959	125,981	125,981	170,091
001-00-382-0-5001	ADMIN EXP REIMB-AIRPORT FUND	51,114	51,114	64,812	64,812	77,821
001-00-382-0-6000	ADMIN EXP REIMB-TAX INCREMENT FUNDS	76,102	60,681	28,445	28,445	48,460
001-00-382-0-7000	ADMIN EXP REIMB-PENSION FUNDS	21,451	19,584	19,584	20,127	20,127
001-00-382-0-8000	REIMBURSEMENT FROM GAS AUTHORITY	-	-	-	-	-
Total		636,263	618,975	661,580	662,123	884,390
383 CAPITAL LEASE PROCEEDS						
001-00-383-0-1000	CAPITAL LEASE PROCEEDS-POLICE CARS	266,566	260,000	485,000	488,332	400,000
001-00-383-0-1002	CAPITAL LEASE PROCEEDS	-	-	-	26,608	-
Total		266,566	260,000	485,000	514,940	400,000
384 DEBT PROCEEDS						
001-00-384-0-1000	LOAN PROCEEDS	253,966	289,954	-	-	-
Total		253,966	289,954	-	-	-
TOTAL OPERATING & OTHER REVENUES		10,804,915	10,456,232	10,759,489	10,466,268	10,706,418

General Fund

General Fund: 001

REVENUE OBJECT #/TITLE		ACTUAL 2019	BUDGET 2019	BUDGET 2020	PROJECTED 2020	BUDGET 2021
CASH BALANCE FORWARD						
001-00-301-0-1000	OPERATING CASH BALANCE FORWARD	-	1,937,697	2,324,028	1,981,331	2,125,364
001-00-301-0-1001	EVIDENCE FUND BALANCE FORWARD	-	15,973	7,282	7,282	7,282
001-00-301-0-1002	LOT DEMOLITION/CLEANUP BALANCE	-	48,725	50,059	58,075	22,075
001-00-301-0-1004	IMPACT FEES-FIRE BALANCE FORWA	-	5,841	5,841	5,841	5,841
001-00-301-0-1006	INSURANCE CONTINGENCY BALANCE	-	-	188,914	188,914	321,296
001-00-301-0-1009	SPECIAL CEMETERY BALANCE FORWA	-	88,590	129,715	129,090	99,090
001-00-301-0-1010	SPECIAL POLICE BALANCE FORWARD	-	49,249	55,798	55,798	54,461
001-00-301-0-1011	CANINE PURCHASE BALANCE FOWARD	-	1,778	1,028	318	318
001-00-301-0-1012	HAND GUN CLASSES BALANCE FORWA	-	6,437	7,137	7,137	7,137
001-00-301-0-1013	FIRE PUBLIC EDUCATION BALANCE	-	47,905	47,562	47,568	39,568
	FIRE CAPITAL REPLACEMENT BALANCE FORWA	-	-	-	-	-
001-00-301-0-1015	CRIME PREVENTION BALANCE FORW	-	1,679	1,679	3,446	1,626
001-00-301-0-1017	BLOOD SCREENING BALANCE FORWAR	-	1,260	1,260	1,260	1,260
001-00-301-0-1018	WOMENS SELF-DEFENSE CLASS BALA	-	999	1,699	999	999
001-00-301-0-1019	RED LIGHT CAMERA BALANCE FORWARD	-	151,053	73,773	73,682	73,682
001-00-301-0-1022	POLICE I&E ACCOUNT	-	-	10,000	9,811	8,292
001-00-301-0-1023	PARKS BANK ACCOUNT DONATIONS	-	-	50	2,350	2,900
001-00-301-0-1021	LANDSCAPING CODE FEE BALANCE FORWARD	-	3,579	3,579	3,579	3,579
Total		-	2,360,765	2,909,404	2,576,481	2,774,770
TOTAL REVENUES, TRANSFERS & CASH BALANCES		10,804,915	12,816,997	13,668,893	13,042,749	13,481,188

General Fund

FUND TITLE/FUND #						
General Fund: 001						
DEPARTMENT NAME/#		**ACTUAL**	**BUDGET**	**BUDGET**	**PROJECTED**	**BUDGET**
City Commission: 001-01-511		**2019**	**2019**	**2020**	**2020**	**2021**
EXPENDITURE OBJECT #/NAME						
PERSONNEL SERVICES						
001-01-511-1-1110	COMMISSIONERS SALARIES	94,292	94,292	94,292	94,292	96,178
001-01-512-1-1200	INTERNS	19,275	20,000	20,000	-	20,000
001-01-512-1-2100	FICA TAX EXPENSE	959	-	-	-	-
001-01-511-1-2100	FICA TAX EXPENSE	7,192	8,743	8,743	7,213	8,888
001-01-511-1-2200	RETIREMENT EXPENSE	23,376	21,613	28,128	28,128	36,363
001-01-511-1-2300	HEALTH AND LIFE INSURANCE	-	11	22,361	22,361	12,122
Total		145,095	144,659	173,524	151,994	173,551
OPERATING EXPENSES						
001-01-511-3-3100	PROFESSIONAL SERVICES	47,277	37,783	42,000	39,274	38,000
001-01-511-3-4022	SCHOOLING/CONF-MAYOR	5,920	5,000	5,000	9,000	6,000
001-01-511-3-4023	SCHOOLING/CONF-VMAYOR BROWN	2,919	5,000	5,000	5,000	6,000
001-01-511-3-4024	SCHOOLING/CONF-COMM CAMPBELL	4,983	5,000	5,000	5,000	6,000
001-01-511-3-4025	SCHOOLING/CONF-COMM MCCASKILL	2,158	4,880	3,000	5,000	6,000
001-01-511-3-4026	SCHOOLING/CONF-COMM BOROM	4,891	5,000	5,000	5,000	6,000
001-01-511-3-4100	COMMUNICATIONS SERVICES	1,478	-	1,061	1,061	1,872
001-01-511-3-4620	EQUIPMENT MAINTENANCE	-	1,700	-	1,844	1,844
001-01-511-3-4700	PRINTING AND BINDING	168	1,000	1,000	300	300
001-01-511-3-4800	ADVERTISING	3,027	16,240	7,500	7,500	7,500
001-01-511-3-4900	REFUNDS SPECIAL EVENTS	-	-	-	1,500	1,500
001-01-511-3-5100	OFFICE SUPPLIES	65	300	860	800	500
001-01-511-3-5260	UNIFORMS	-	-	400	300	400
001-01-511-3-5280	OPERATING SUPPLIES	5,119	5,120	4,440	5,000	5,000
001-01-511-3-5281	MAYOR'S RECEPTION	7,239	9,000	8,000	10,076	8,000
001-01-511-3-5283	SBDC	8,000	8,000	8,000	8,000	8,000
001-01-511-3-5284	AWARDS/RECOGNITIONS	1,980	3,000	1,500	1,500	2,000
001-01-511-3-5285	MAYOR'S RACE STUDY CIRCLE	-	-	-	1,650	-
001-01-511-3-5282	MAYOR'S SPECIAL EVENTS	3,287	3,000	1,562	3,000	3,000
001-01-511-3-5400	MEMBR,SUBSCRIPT,DUES	6,050	4,150	3,844	4,500	4,000
Total		104,562	114,173	103,167	115,305	111,916
DEPARTMENT TOTAL		249,656	258,832	276,691	267,299	285,467
DEPARTMENT NAME/#		**ACTUAL**	**BUDGET**	**BUDGET**	**PROJECTED**	**BUDGET**
City Manager's Office: 001-20-512		**2019**	**2019**	**2020**	**2020**	**2021**
EXPENDITURE OBJECT #/NAME						
PERSONNEL SERVICES						
001-20-512-1-1100	EXECUTIVE SALARIES	35,640	87,250	120,000	110,000	126,120
001-20-512-1-1200	REGULAR SALARIES	-	43,060	14,334	14,334	90,000
001-20-512-1-1210	ACCRUED SALARIES	1,054	-	-	-	-
001-20-512-1-2100	FICA TAX EXPENSE	2,604	11,250	9,971	9,512	16,533
001-20-512-1-2200	RETIREMENT EXPENSE	4,773	22,543	17,261	7,500	75,642
001-20-512-1-2300	HEALTH AND LIFE INSURANCE	1,555	96	2,939	5,000	24,992
Total		45,627	164,199	164,505	146,346	333,287

General Fund

OPERATING EXPENSES						
001-20-512-3-3100	PROFESSIONAL SERVICES	1,021	17,154	-	-	-
001-20-512-3-3120	PRE EMPLOYMENT EXPENSE	-	-	4,200	7,500	-
001-20-512-3-4021	SCHOOLING/CONF-CITY MANAGER	987	6,000	4,100	5,000	5,000
001-20-512-3-4100	COMMUNICATIONS SERVICES	481	550	829	629	480
001-20-512-3-4200	POSTAGE AND FREIGHT	500	500	-	-	-
001-20-512-3-4400	RENTALS AND LEASES	714	700	700	556	-
001-20-512-3-4510	INSURANCE CLAIMS	-	-	-	400	-
001-20-512-3-4630	VEHICLE MAINTENANCE	507	800	500	1,000	4,000
001-20-512-3-4700	PRINTING AND BINDING	10	1,000	500	1,000	500
001-20-512-3-5100	OFFICE SUPPLIES	83	500	700	500	700
001-20-512-3-5210	GAS AND LUBRICANTS	241	2,000	500	143	1,000
001-20-512-3-5260	UNIFORMS	-	-	200	100	200
001-20-512-3-5280	OPERATING SUPPLIES	326	2,000	2,500	3,000	2,000
001-20-512-3-5400	MEMBR,SUBSCRIPT,DUES	-	1,800	1,900	2,000	1,500
Total		4,870	33,004	16,629	21,828	15,380
DEPARTMENT TOTAL		50,497	197,203	181,134	168,174	348,667
DEPARTMENT NAME/#		**ACTUAL**	**BUDGET**	**BUDGET**	**PROJECTED**	**BUDGET**
City Clerk's Office: 001-21-512		**2019**	**2019**	**2020**	**2020**	**2021**
EXPENDITURE OBJECT #/NAME						
PERSONNEL SERVICES						
001-21-512-1-1100	EXECUTIVE SALARIES	82,164	86,340	86,195	68,000	-
001-21-512-1-1200	REGULAR SALARIES	-	-	31,000	30,000	40,800
001-21-512-1-1400	OVERTIME	-	-	-	300	-
001-21-512-1-1210	ACCRUED SALARIES	54	-	-	-	-
001-21-512-1-2100	FICA TAX EXPENSE	5,644	6,605	8,965	7,520	3,121
001-21-512-1-2200	RETIREMENT EXPENSE	25,060	24,348	43,011	38,000	14,280
001-21-512-1-2300	HEALTH AND LIFE INSURANCE	8,165	10,665	16,172	10,219	48
Total		121,087	127,958	185,343	154,039	58,249
OPERATING EXPENSES						
001-21-512-3-3100	PROFESSIONAL SERVICES	4,617	8,625	6,000	7,000	4,000
001-21-512-3-3120	PHYSICALS	95	-	-	-	-
001-21-512-3-3400	CONTRACTUAL SERVICES	4,375	4,375	7,860	4,375	4,375
001-21-512-3-4027	SCHOOLING/CONF-BETSY DRIGGERS	2,835	2,620	2,000	2,000	2,000
001-21-512-3-4100	COMMUNICATIONS SERVICES	431	500	629	382	-
001-21-512-3-4200	POSTAGE AND FREIGHT	350	350	200	200	200
001-21-512-3-4400	RENTALS AND LEASES	669	700	700	650	650
001-21-512-3-4700	PRINTING AND BINDING	99	-	200	250	200
001-21-512-3-4800	ADVERTISING	165	755	-	600	1,000
001-21-512-3-4900	LEGAL ADVERTISING	8,663	7,500	6,300	7,500	6,500
001-21-512-3-5100	OFFICE SUPPLIES	392	1,000	1,000	1,000	1,000
001-21-512-3-5260	UNIFORMS	-	200	80	-	80
001-21-512-3-5280	OPERATING SUPPLIES	288	1,500	900	1,200	1,000
001-21-512-3-5400	MEMBR,SUBSCRIPT,DUES	330	600	500	500	500
Total		23,308	28,725	26,369	25,657	21,505
DEPARTMENT TOTAL		144,395	156,683	211,712	179,697	79,754

General Fund

FUND TITLE/FUND #						
General Fund: 001						
DEPARTMENT NAME/#		**ACTUAL**	**BUDGET**	**BUDGET**	**PROJECTED**	**BUDGET**
Finance: 001-22-513		**2019**	**2019**	**2020**	**2020**	**2021**
EXPENDITURE OBJECT #/NAME						
PERSONNEL SERVICES						
001-22-513-1-1100	EXECUTIVE SALARIES	87,400	81,982	81,982	80,646	83,622
001-22-513-1-1200	REGULAR SALARIES	109,642	124,409	139,410	112,000	124,385
001-22-513-1-1210	ACCRUED SALARIES	1,143	-	-	-	-
001-22-513-1-1400	OVERTIME-GENERAL ADMIN	571	-	-	5,000	6,000
001-22-513-1-2100	FICA TAX EXPENSE	14,435	15,206	16,936	14,737	16,372
001-22-513-1-2200	RETIREMENT EXPENSE	42,511	41,456	62,254	62,254	72,803
001-22-513-1-2300	HEALTH AND LIFE INSURANCE	10,926	17,485	17,248	28,000	29,966
Total		266,628	280,538	317,830	302,637	333,148
OPERATING EXPENSES						
001-22-513-3-3100	PROFESSIONAL SERVICES	10,094	538	3,000	10,000	5,100
001-22-513-3-3120	PHYSICALS	-	-	-	95	-
001-22-513-3-3200	ACCOUNTING AND AUDITING	37,618	38,162	39,861	43,000	33,966
001-22-513-3-3400	CONTRACTUAL SERVICES	-	-	-	1,500	-
001-22-513-3-4020	SCHOOLING, CONFERENCE, ETC	1,986	3,050	2,255	1,200	3,000
001-22-513-3-4100	COMMUNICATIONS SERVICES	390	600	629	400	629
001-22-513-3-4200	POSTAGE AND FREIGHT	171	200	200	200	200
001-22-513-3-4330	CREDIT CARD FEES	17	-	20	20	20
001-22-513-3-4331	FEES, FINES	-	-	-	1,700	-
001-22-513-3-4400	RENTALS AND LEASES	831	900	900	900	900
001-22-513-3-4700	PRINTING AND BINDING	868	1,000	625	1,000	1,000
001-22-513-3-5100	OFFICE SUPPLIES	114	300	1,255	800	1,000
001-22-513-3-5260	UNIFORMS	35	240	-	-	80
001-22-513-3-5280	OPERATING SUPPLIES	7,082	2,000	1,550	1,400	2,000
001-22-513-3-5400	MEMBR,SUBSCRIPT,DUES	490	450	450	450	450
Total		59,696	47,440	50,745	62,665	48,345
CAPITAL OUTLAY						
001-22-513-6-6400	CAPITAL OUTLAY	-	-	1,595	3,024	-
Total		-	-	1,595	3,024	-
DEPARTMENT TOTAL		326,324	327,978	370,170	368,326	381,493
DEPARTMENT NAME/#		**ACTUAL**	**BUDGET**	**BUDGET**	**PROJECTED**	**BUDGET**
Human Resources: 001-25-513		**2019**	**2019**	**2020**	**2020**	**2021**
EXPENDITURE OBJECT #/NAME						
PERSONNEL SERVICES						
001-25-513-1-1100	EXECUTIVE SALARIES	46,967	46,343	46,344	46,344	62,227
001-25-513-1-1200	REGULAR SALARIES	-	-	-	-	29,820
001-25-513-1-1210	ACCRUED SALARIES	236	-	-	-	-
001-25-513-1-1400	OVERTIME	2,367	-	-	3,200	-
001-25-513-1-2100	FICA TAX EXPENSE	3,519	3,545	3,545	3,790	7,042
001-25-513-1-2200	RETIREMENT EXPENSE	15,047	13,069	17,008	17,008	32,216
001-25-513-1-2300	HEALTH AND LIFE INSURANCE	5,100	5,645	5,566	5,566	19,872
001-25-513-1-2400	WORKERS COMP	-	-	75	-	-
Total		73,237	68,602	72,538	75,908	151,177

General Fund

OPERATING EXPENSES						
001-25-513-3-3100	PROFESSIONAL SERVICES	1,360	1,835	-	-	-
001-25-513-3-4020	SCHOOLING, CONFERENCE, ETC	1,492	1,500	1,510	1,220	3,000
001-25-513-3-5500	WELLNESS PROGRAM	-	-	2,000	-	2,000
001-25-513-3-4100	COMMUNICATIONS SERVICES	431	405	629	550	629
001-25-513-3-4200	POSTAGE AND FREIGHT	200	200	200	87	200
001-25-513-3-4400	RENTALS AND LEASES	593	615	555	556	556
001-25-513-3-4700	PRINTING AND BINDING	470	100	100	450	500
001-25-513-3-5100	OFFICE SUPPLIES	578	657	1,190	650	1,000
001-25-513-3-5230	JANITORIAL SUPPLIES	38	-	-	-	-
001-25-513-3-5260	UNIFORMS	43	100	100	-	100
001-25-513-3-5280	OPERATING SUPPLIES	2,424	2,500	2,750	1,750	2,000
001-25-513-3-5400	MEMBR,SUBSCRIPT,DUES	319	350	650	350	500
Total		7,949	8,262	9,684	5,613	10,485
CAPITAL OUTLAY						
001-25-513-6-6400	CAPITAL OUTLAY	-	-	1,250	1,250	-
Total		-	-	1,250	1,250	-
DEPARTMENT TOTAL		81,186	76,864	83,472	82,771	161,662
CITY HALL TOTAL EXPENDITURES		852,059	1,017,560	1,123,179	1,066,266	1,257,042

FUND TITLE/FUND # *General Fund: 001*						
DEPARTMENT NAME/# Facilities Maintenance: 001-23-519		**ACTUAL 2019**	**BUDGET 2019**	**BUDGET 2020**	**PROJECTED 2020**	**BUDGET 2021**
EXPENDITURE OBJECT #/NAME						
PERSONNEL SERVICES						
001-23-519-1-1200	REGULAR SALARIES	43,794	42,932	42,932	7,528	43,791
001-23-519-1-1210	ACCURED SALARIES	91	-	-	-	-
001-23-519-1-1400	OVERTIME	4,489	3,000	3,000	-	3,000
001-23-519-1-2100	FICA TAX EXPENSE	3,353	3,284	3,284	576	3,350
001-23-519-1-2200	RETIREMENT EXPENSE	14,726	12,107	15,756	1,038	15,327
001-23-519-1-2300	HEALTH AND LIFE INSURANCE	5,254	5,812	5,734	477	5,965
Total		71,708	67,135	70,706	9,619	71,433
OPERATING EXPENSES						
001-23-519-3-3100	PROFESSIONAL SERVICES	342	538	360	360	360
001-23-519-3-4020	SCHOOLING, CONFERENCE, ETC	36	500	500	-	500
001-23-519-3-4100	COMMUNICATIONS SERVICES	431	1,000	629	600	629
001-23-519-3-4610	BUILDING MAINTENANCE	205	300	300	-	300
001-23-519-3-4620	EQUIPMENT MAINTENANCE	301	1,000	-	-	1,000
001-23-519-3-4630	VEHICLE MAINTENANCE	393	2,000	1,250	779	2,000
001-23-519-3-5210	GAS AND LUBRICANTS	1,823	2,000	2,000	875	2,000
001-23-519-3-5250	SMALL TOOLS	382	973	-	-	1,000
001-23-519-3-5260	UNIFORMS	458	400	350	77	300
001-23-519-3-5280	OPERATING SUPPLIES	2,521	2,527	340	8	2,000
Total		6,891	11,238	5,729	2,698	10,089
DEPARTMENT TOTAL		78,599	78,373	76,435	12,317	81,522

General Fund

FUND TITLE/FUND # *General Fund: 001*						
DEPARTMENT NAME/# Information Technology: 001-17-516		**ACTUAL 2019**	**BUDGET 2019**	**BUDGET 2020**	**PROJECTED 2020**	**BUDGET 2021**
EXPENDITURE OBJECT #/NAME						
PERSONNEL SERVICES						
001-17-516-1-1200	REGULAR SALARIES	17,340	16,000	-	-	-
001-17-516-1-1210	ACCRUED SALARIES	(310)	-	-	-	-
001-17-516-1-2100	FICA TAX EXPENSE	1,327	1,370	-	-	-
Total		18,356	17,370	-	-	-
OPERATING EXPENSES						
001-17-516-3-3100	PROFESSIONAL SERVICES	70,850	71,342	132,000	132,000	132,000
001-17-516-3-4020	SCHOOLING, CONFERENCE, ETC	-	1,500	-	-	-
001-17-516-3-4100	COMMUNICATIONS SERVICES	2,850	2,831	-	2,856	2,916
001-17-516-3-4610	BUILDING MAINTENANCE	-	2,000	-	-	-
001-17-516-3-4620	EQUIPMENT MAINTENANCE	-	1,500	-	-	-
001-17-516-3-4630	VEHICLE MAINTENANCE	-	1,000	-	-	-
001-17-516-3-5100	OFFICE SUPPLIES	-	50	-	-	-
001-17-516-3-5210	GAS AND LUBRICANTS	-	1,000	-	-	-
001-17-516-3-5219	COVID 19 EXPENSE	-	-	-	4,171	-
001-17-516-3-5401	SOFTWARE SUBSCRIPTIONS, LICENSES	14,200	-	28,284	24,013	43,264
001-17-516-3-5241	SOFTWARE	-	-	1,747	7,420	8,000
001-17-516-3-5242	HARDWARE	81,858	-	36,410	50,388	6,000
001-17-516-3-5280	OPERATING SUPPLIES	56	10,000	-	400	-
Total		169,814	91,223	198,441	221,248	192,180
CAPITAL OUTLAY						
001-17-516-6-6400	CAPITAL OUTLAY	-	30,000	-	-	-
Total		-	30,000	-	-	-
DEPARTMENT TOTAL		188,170	138,593	198,441	221,248	192,180

FUND TITLE/FUND # *General Fund: 001*						
DEPARTMENT NAME/# Legal: 001-04-514		**ACTUAL 2019**	**BUDGET 2019**	**BUDGET 2020**	**PROJECTED 2020**	**BUDGET 2021**
EXPENDITURE OBJECT #/NAME						
PERSONNEL SERVICES						
001-04-514-1-1000	EXECUTIVE SALARIES	65,404	65,404	42,904	42,904	66,712
001-04-514-1-2100	FICA TAXES	4,953	5,003	5,003	3,282	5,103
001-04-514-1-2200	RETIREMENT-GENERAL	19,948	18,444	24,003	20,000	-
001-04-514-1-2300	HEALTH AND LIFE INSURANCE	-	48	48	126	-
Total		90,305	88,899	71,958	66,312	71,815
OPERATING EXPENSES						
001-04-514-3-3100	PROFESSIONAL SERVICES	3,000	10,000	30,500	30,500	3,000
001-04-514-3-4020	SCHOOLING/CONF-CITY ATTORNEY	-	1,000	200	-	-
001-04-514-3-5280	OPERATING SUPPLIES	-	-	-	1,500	1,500
001-04-514-3-5400	MEMBR,SUBSCRIPT,DUES	-	-	262	-	4,800
Total		3,000	11,000	30,962	32,000	9,300
DEPARTMENT TOTAL		93,305	99,899	102,920	98,312	81,115

General Fund

FUND TITLE/FUND #						
General Fund: 001						
DEPARTMENT NAME/#		**ACTUAL**	**BUDGET**	**BUDGET**	**PROJECTED**	**BUDGET**
General Admin: 001-04-513		**2019**	**2019**	**2020**	**2020**	**2021**
EXPENDITURE OBJECT #/NAME						
OPERATING EXPENSES						
001-04-513-3-4100	COMMUNICATIONS SERVICES	2,748	3,000	3,000	2,760	3,000
001-04-513-3-4200	POSTAGE AND FREIGHT	2,200	2,200	2,200	2,100	2,200
001-04-513-3-4320	ELECTRICITY	8,520	10,000	9,000	8,172	9,000
001-04-513-3-4400	RENTALS AND LEASES	3,342	3,600	4,500	4,484	4,900
001-04-513-3-4610	BUILDING MAINTENANCE	4,046	5,500	12,000	36,000	18,000
001-04-513-3-4620	EQUIPMENT MAINTENANCE	-	-	-	2,400	2,400
001-04-513-3-4700	PRINTING AND BINDING	1,151	-	500	500	500
001-04-513-3-4900	REFUNDS	36,031	-	-	15,886	-
001-04-513-3-5100	OFFICE SUPPLIES	1,930	2,500	3,300	3,300	2,000
001-04-513-3-5219	COVID 19 EXPENSE	-	-	-	2,740	-
001-04-513-3-5230	JANITORIAL SUPPLIES	698	1,500	1,500	1,500	1,500
Total		60,666	28,300	36,000	79,842	43,500
DEPARTMENT TOTAL		60,666	28,300	36,000	79,842	43,500
DEPARTMENT NAME/#		**ACTUAL**	**BUDGET**	**BUDGET**	**PROJECTED**	**BUDGET**
Other Govt Services: 001-04-519		**2019**	**2019**	**2020**	**2020**	**2021**
EXPENDITURE OBJECT #/NAME						
PERSONNEL SERVICES						
001-04-519-1-2400	WORKERS COMP	123,523	111,670	121,745	121,745	131,343
Total		123,523	111,670	121,745	121,745	131,343
OPERATING EXPENSES						
001-04-519-3-3400	SAFETY PROGRAM	1,258	1,500	1,000	2,099	2,000
001-04-519-3-3420	SPECIAL EVENTS(FIREWORKS)	15,672	18,000	18,000	14,000	18,000
001-04-519-3-3430	CHRISTMAS LIGHTING	-	100	-	-	-
001-04-519-3-3470	MILLENNIUM TOWER EXPENSE	-	500	-	-	-
001-04-519-3-4500	LIABILITY INSURANCE	196,440	179,237	210,135	210,135	225,363
001-04-517-7-7100	DEBT SERVICE FOR BUILDING	-	-	225,000	-	-
001-04-519-3-4620	EQUIPMENT MAINTENANCE	11,929	11,238	-	-	-
001-04-517-7-7101	ADMIN VEHICLE DEBT SERVICE	-	-	7,200	-	4,192
001-04-517-7-7201	ADMIN VEHICLE DEBT SERVICE- INTEREST	-	-	-	135	446
	FUEL					500
	VEHICLE MAINTENANCE					500
001-04-519-3-3100	PROFESSIONAL SERVICES	6,401	-	7,116	7,378	11,693
001-04-519-3-4920	PROPERTY TAX	2,126	3,000	2,700	2,164	2,700
001-04-519-3-4930	SPECIAL EVENTS	-	1,500	-	2,104	2,500
001-04-519-3-3120	SURPLUS EQUIPMENT AUCTION COST	-	150	-	-	-
Total		233,827	215,225	471,151	238,015	267,893
CAPITAL OUTLAY						
001-04-519-6-6400	CAPITAL OUTLAY	-	-	-	29,013	
Total		-	-	-	29,013	-
GRANTS & AIDS						
001-04-519-8-8210	CHAMBER OF COMMERCE	5,000	5,000	5,000	5,000	5,000
001-04-519-8-8230	COMMUNITY SUPPORT	9,750	1,000	900	900	1,500
001-04-519-8-8240	CONCERT SERIES ARTS COUNCIL	5,000	5,000	5,000	5,000	5,000
Total		19,750	11,000	10,900	10,900	11,500
DEPARTMENT TOTAL		377,100	337,895	603,796	399,673	410,736

General Fund

FUND TITLE/FUND #						
General Fund: 001						
DEPARTMENT NAME/#		**ACTUAL**	**BUDGET**	**BUDGET**	**PROJECTED**	**BUDGET**
Planning and Zoning: 001-02-524		**2019**	**2019**	**2020**	**2020**	**2021**
EXPENDITURE OBJECT #/NAME						
PERSONNEL SERVICES						
001-02-524-1-1100	EXECUTIVE SALARIES	52,000	72,800	68,000	-	65,000
001-02-524-1-1200	REGULAR SALARIES	36,040	27,560	26,247	104,247	26,772
001-02-524-1-1210	ACCRUED SALARIES	(73)	-	-	-	-
001-02-524-1-1400	OVERTIME	1,852	-	-	1,000	-
001-02-524-1-2100	FICA TAX EXPENSE	6,621	9,938	7,210	8,051	7,021
001-02-524-1-2200	RETIREMENT EXPENSE	8,628	18,037	22,111	13,000	20,745
001-02-524-1-2300	HEALTH AND LIFE INSURANCE	4,264	17,152	16,339	8,000	16,997
Total		109,333	145,487	139,907	134,298	136,535
OPERATING EXPENSES						
001-02-524-3-3100	PROFESSIONAL SERVICES	1,045	1,325	500	-	500
001-02-524-3-5140	INTERLOCAL PERMITS AGREEMENT	48,190	-	-	-	-
001-02-524-3-4020	SCHOOLING, CONFERENCE, ETC	1,167	1,165	1,500	1,000	1,500
001-02-524-3-4100	COMMUNICATIONS SERVICES	431	500	629	629	629
001-02-524-3-4200	POSTAGE AND FREIGHT	-	-	300	600	600
001-02-524-3-4310	NATURAL GAS	193	250	-	-	-
001-02-524-3-4330	CREDIT CARD FEES	215	700	500	500	500
001-02-524-3-4400	RENTALS AND LEASES	76	100	-	-	-
001-02-524-3-4620	EQUIPMENT MAINTENANCE	2,608	3,100	2,700	2,700	2,700
001-02-524-3-4630	VEHICLE MAINTENANCE	-	400	-	-	-
001-02-524-3-4700	PRINTING AND BINDING	105	1,500	150	100	100
001-02-524-3-4900	LEGAL ADVERTISING	1,709	5,000	3,738	2,500	4,000
001-02-524-3-5100	OFFICE SUPPLIES	527	500	1,000	1,000	1,000
001-02-524-3-5210	GAS AND LUBRICANTS	-	200	-	26	-
001-02-524-3-5260	UNIFORMS	-	150	100	-	100
001-02-524-3-5280	OPERATING SUPPLIES	360	1,308	1,200	600	1,000
001-02-524-3-5400	MEMBR,SUBSCRIPT,DUES	60	850	800	500	800
Total		56,687	17,048	13,117	10,155	13,429
DEPARTMENT TOTAL		166,020	162,535	153,024	144,453	149,964

General Fund

DEPARTMENT NAME/# Police: 001-07-521		ACTUAL 2019	BUDGET 2019	BUDGET 2020	PROJECTED 2020	BUDGET 2021
EXPENDITURE OBJECT #/NAME						
PERSONNEL SERVICES						
001-07-521-1-1100	EXECUTIVE SALARIES	310,152	317,625	315,060	315,060	329,048
001-07-521-1-1200	REGULAR SALARIES	1,232,330	1,314,503	1,208,271	1,120,000	1,195,399
001-07-521-1-1210	ACCRUED SALARIES	(4,451)	-	-	(24,229)	-
001-07-521-1-1220	CLERICAL SALARIES	147,637	147,749	148,055	148,055	166,618
001-07-521-1-1101	VOCA MATCH EXEC SALARIES	-	-	-	2,768	-
001-07-521-1-1221	VOCA SALARIES	-	-	-	9,883	-
001-07-521-1-1300	OTHER SALARIES & WAGES	22,922	28,349	28,339	28,339	26,350
001-07-521-1-1310	HOLIDAY PAY	-	32,964	32,964	-	32,964
001-07-521-1-1320	CONTRACTUAL WORKERS	23,167	15,000	-	-	-
001-07-521-1-1400	OVERTIME	167,470	105,000	105,000	100,000	105,000
001-07-521-1-1410	OVERTIME CLERICAL	-	-	-	-	-
001-07-521-1-2100	FICA TAX EXPENSE	137,196	148,884	140,583	131,894	141,937
001-07-521-1-2101	FICA TAX VOCA EXPENSE	-	-	-	1,000	-
001-07-521-1-2102	FICA TAX VOCA MATCH EXPENSE	-	-	-	500	-
001-07-521-1-2200	RETIREMENT-CLERICAL BENEFIT	47,136	45,143	58,859	58,859	52,184
001-07-521-1-2202	RETIREMENT-VOCA CLERICAL BENEFIT	-	-	-	6,000	-
001-07-521-1-2203	RETIREMENT- VOCA MATCH BENEFIT	-	-	-	1,000	-
001-07-521-1-2201	PENSION-POLICE BENEFIT	287,923	252,858	284,759	169,489	320,845
001-07-521-1-2230	STATE CONTRIB-POLICE	77,299	65,000	65,000	70,000	70,000
001-07-521-1-2300	HEALTH AND LIFE INSURANCE	346,878	443,681	402,923	402,923	407,100
001-07-521-1-2302	HEALTH, DENTAL, LIFE VOCA MATCH	-	-	-	300	-
001-07-521-1-2402	WORKERS COMP VOCA MATCH	-	-	-	5	-
001-07-521-1-2401	WORKERS COMP VOCA	-	-	-	60	-
Total		2,795,657	2,916,756	2,789,813	2,541,907	2,847,445
OPERATING EXPENSES						
001-07-521-3-3100	PROFESSIONAL SERVICES	45,272	52,095	93,726	64,000	60,000
001-07-521-3-3120	PHYSICALS	3,708	3,500	5,500	5,000	3,000
001-07-521-3-3500	CONFIDENTIAL INFORMANTS	-	6,000	6,000	6,000	6,000
001-07-521-3-4020	SCHOOLING, CONFERENCE, ETC	60	-	-	-	-
	PUBLIC SAFETY SCHOLARSHIP- POLICE					20,000
001-07-521-3-4030	TRAINING & SCHOOLING	10,763	14,800	15,800	16,500	15,800
001-07-521-3-4100	COMMUNICATIONS SERVICES	31,234	26,000	35,520	35,520	35,520
001-07-521-3-4101	COMMUNICATIONS VOCA	-	-	-	300	-
001-07-521-3-4200	POSTAGE AND FREIGHT	541	700	700	700	700
001-07-521-3-4310	NATURAL GAS	-	50	50	50	50
001-07-521-3-4320	ELECTRICITY	12,026	11,500	11,500	11,500	11,500
001-07-521-3-4330	CREDIT CARD FEES	-	20	20	20	20
001-07-521-3-4380	ANIMAL CONTROL	1,408	3,000	3,000	3,000	3,000
001-07-521-3-4390	K-9 CARE	2,455	4,319	4,319	4,319	4,319
001-07-521-3-4400	RENTALS AND LEASES	5,983	7,520	6,200	6,200	6,200
001-07-521-3-4510	INSURANCE CLAIMS	-	-	-	4,074	-
001-07-521-3-4610	BUILDING MAINTENANCE	5,271	8,300	5,800	8,300	8,300
001-07-521-3-4620	EQUIPMENT MAINTENANCE	4,227	6,800	12,733	12,733	12,730
001-07-521-3-4630	VEHICLE MAINTENANCE	41,093	40,000	40,000	40,000	40,000
001-07-521-3-4640	RADIO MAINTENANCE	826	2,000	2,000	2,000	2,000
001-07-521-3-4680	RANGE MAINTENANCE	870	1,000	1,000	1,000	1,000
001-07-521-3-4681	STORM CLEANUP/REPAIR	1,865	-	-	-	-
001-07-521-3-4700	PRINTING AND BINDING	2,703	2,144	2,100	2,100	2,100
001-07-521-3-4950	POLICE ATHLETIC LEAGUE	(6,184)	-	8,521	15,000	15,000
001-07-521-3-5100	OFFICE SUPPLIES	1,408	1,500	1,500	1,500	1,500
001-07-521-3-5210	GAS AND LUBRICANTS	84,862	75,000	75,000	73,000	75,000
001-07-521-3-5219	COVID 19 EXPENSE	-	-	-	1,530	-
001-07-521-3-5230	JANITORIAL SUPPLIES	2,026	2,000	2,000	2,000	2,000
001-07-521-3-5260	UNIFORMS	16,895	19,050	19,050	19,050	19,050
001-07-521-3-5280	OPERATING SUPPLIES	30,686	31,377	34,872	34,872	40,000
001-07-521-3-5281	SPECIAL POLICE TRUST EXPENSE	-	-	-	8,646	-

General Fund

DEPARTMENT NAME/# Police: 001-07-521		ACTUAL 2019	BUDGET 2019	BUDGET 2020	PROJECTED 2020	BUDGET 2021
OPERATING EXPENSES (continued)						
001-07-521-3-5283	CRIME PREVENTION-DRUG AWARE	-	-	-	1,820	-
001-07-521-3-5284	VOCA-DONATIONS	2,704	-	-	100	-
001-07-521-3-5288	CANINE PURCHASE	710	-	-	-	-
001-07-521-3-5300	PETTY CASH REIMBURSEMENT	-	100	100	100	100
001-07-521-3-5400	MEMBR,SUBSCRIPT,DUES	981	1,075	1,075	1,075	1,075
Total		304,395	319,850	388,086	382,009	385,964
CAPITAL OUTLAY						
001-07-521-6-6400	CAPITAL OUTLAY	81,081	90,867	38,575	79,481	32,680
001-07-521-6-6401	VEHICLE PURCHASES	266,559	260,000	485,000	493,744	400,000
Total		347,640	350,867	523,575	573,225	432,680
GRANTS & AIDS						
001-07-521-8-8320	BULLET PROOF GRANT-50% CITY	3,272	4,388	4,388	4,388	4,388
001-07-521-8-8370	BULLET PROOF GRANT	3,269	4,388	4,388	4,388	4,388
001-07-521-8-8523	2019 JAG D LOCAL	4,517	-	-	-	-
001-07-521-8-8526	2020 JAG C GRANT	-	-	5,000	5,000	-
001-07-521-8-8524	2020 JAG PUTNAM	-	-	13,000	13,000	13,000
001-07-521-8-8525	2020 JAG LOCAL	-	-	10,000	-	10,000
001-07-521-8-8520	JAG-LOCAL-2018	-	10,000	-	-	-
001-07-521-8-8521	2019-JAG PUTN COUNTY WIDE	13,060	13,000	-	-	-
Total		24,118	31,776	36,776	26,776	31,776
DEBT SERVICE						
001-07-517-7-7101	2018-2019 BB&T POLICE VEHICLE PRINC	-	-	49,961	53,513	50,891
001-07-517-7-7106	2019- 2020 POL VEH PRINC	-	-	105,000	-	77,004
001-07-517-7-7107	2020-2021 POLICE CAR LEASE PRINC	-	58,000	-	-	88,000
001-07-517-7-7104	BOA POL VEH 2014	107,200	105,400	-	-	-
001-07-517-7-7105	AMERIS POL VEH 2015	87,800	87,800	87,800	87,800	-
001-07-517-7-7201	2018-2019 BB&T POL VEH INTEREST	3,667	-	7,924	6,837	6,274
001-07-517-7-7204	BOA POL VEH 2014	1,302	3,106	-	-	-
001-07-517-7-7206	2019- 2020 POL VEH INTEREST	-	-	-	2,494	8,186
001-07-517-7-7205	AMERIS POL VEH 2015	3,171	1,372	1,372	1,372	-
Total		203,141	255,678	252,057	152,016	230,355
DEPARTMENT TOTAL		3,674,951	3,874,927	3,990,307	3,675,933	3,928,220

DEPARTMENT NAME/# Code Enforcement: 001-19-521		ACTUAL 2019	BUDGET 2019	BUDGET 2020	PROJECTED 2020	BUDGET 2021
EXPENDITURE OBJECT #/NAME						
PERSONNEL SERVICES						
001-19-521-1-1200	REGULAR SALARIES	46,906	48,815	46,546	46,546	61,498
001-19-521-1-1210	ACCRUED SALARIES	(91)	-	-	(715)	-
001-19-521-1-1400	OVERTIME	-	-	-	250	-
001-19-521-1-2100	FICA TAX EXPENSE	3,421	3,734	3,561	3,561	4,705
001-19-521-1-2200	RETIREMENT EXPENSE	10,114	9,249	12,037	12,037	21,524
001-19-521-1-2300	HEALTH AND LIFE INSURANCE	9,678	10,712	10,653	10,653	11,080
Total		70,028	72,510	72,797	72,332	98,807
OPERATING EXPENSES						
001-19-521-3-3100	PROFESSIONAL SERVICES	606	1,069	1,000	800	14,000
001-19-521-3-4020	SCHOOLING, CONFERENCE, ETC.	1,217	3,950	55	200	1,000
001-19-521-3-4100	COMMUNICATIONS SERVICES	431	600	629	447	629
001-19-521-3-4200	POSTAGE AND FREIGHT	227	500	500	100	500
001-19-521-3-4630	VEHICLE MAINTENANCE	1,641	1,650	3,545	1,000	2,000
001-19-521-3-4700	PRINTING AND BINDING	-	200	200	100	200
001-19-521-3-5100	OFFICE SUPPLIES	130	200	200	200	400
001-19-521-3-5120	LOT DEMOLITION AND CLEANUP	3,546	-	-	40,000	-
001-19-521-3-5210	GAS AND LUBRICANTS	669	900	900	400	900
001-19-521-3-5260	UNIFORMS	180	200	200	150	150
001-19-521-3-5280	OPERATING SUPPLIES	732	800	800	600	800
Total		9,380	10,069	8,029	43,997	20,579
DEPARTMENT TOTAL		79,407	82,579	80,826	116,328	119,386

General Fund

FUND TITLE/FUND #						
General Fund: 001						
DEPARTMENT NAME/#		**ACTUAL**	**BUDGET**	**BUDGET**	**PROJECTED**	**BUDGET**
Fire: 001-08-522		**2019**	**2019**	**2020**	**2020**	**2021**
EXPENDITURE OBJECT #/NAME						
PERSONNEL SERVICES						
001-08-522-1-1100	EXECUTIVE SALARIES	90,538	90,747	90,900	90,900	92,385
001-08-522-1-1200	REGULAR SALARIES	917,159	885,014	996,735	996,735	1,020,183
001-08-522-1-1210	ACCRUED SALARIES	1,648	-	-	-	-
001-08-522-1-1220	CLERICAL SALARIES	17,444	21,801	22,581	19,000	23,017
001-08-522-1-1300	OTHER SALARIES & WAGES	3,027	16,000	16,000	5,000	16,000
001-08-522-1-1310	HOLIDAY PAY	-	32,000	32,000	-	32,000
001-08-522-1-1400	OVERTIME	127,766	90,000	90,000	115,000	90,000
001-08-522-1-2100	FICA TAX EXPENSE	82,038	86,870	95,489	93,838	97,429
001-08-522-1-2201	FIRE PENSION	444,977	415,826	482,644	482,644	497,531
001-08-522-1-2230	STATE CONTRIB-FIRE	66,498	74,000	75,000	70,000	70,000
001-08-522-1-2300	HEALTH AND LIFE INSURANCE	183,161	203,991	211,296	170,000	209,217
Total		1,934,256	1,916,249	2,112,645	2,043,117	2,147,762
OPERATING EXPENSES						
001-08-522-3-3100	PROFESSIONAL SERVICES	32,461	29,000	29,000	30,000	30,000
001-08-522-3-3120	PHYSICALS	10,589	10,000	10,000	10,000	10,000
001-08-522-3-4020	SCHOOLING, CONFERENCE, ETC	2,408	6,000	6,000	6,000	6,000
	PUBLIC SAFETY SCHOLARSHIP- FIRE				20,000	
001-08-522-3-4100	COMMUNICATION SERVICES	7,640	5,600	12,360	10,860	9,860
001-08-522-3-4200	POSTAGE AND FREIGHT	116	200	200	200	200
001-08-522-3-4310	NATURAL GAS	1,698	2,500	2,500	2,200	2,500
001-08-522-3-4320	ELECTRICITY	14,691	14,000	14,000	14,000	14,000
001-08-522-3-4400	RENTALS AND LEASES	2,568	1,200	2,496	2,569	2,496
001-08-522-3-4500	LIABILITY INSURANCE	-	-	1,000	-	1,000
001-08-522-3-4610	BUILDING MAINTENANCE	12,198	24,000	24,000	24,000	24,000
001-08-522-3-4620	EQUIPMENT MAINTENANCE	6,856	8,000	8,000	8,000	8,000
001-08-522-3-4630	VEHICLE MAINTENANCE	28,279	26,000	28,000	30,000	30,000
001-08-522-3-4640	RADIO MAINTENANCE	2,558	3,500	500	2,000	3,000
001-08-522-3-4650	FIRE TRUCK RESTORATION	3,994	-	-	-	-
001-08-522-3-4680	STORM CLEANUP/REPAIR	9,525	-	-	-	-
001-08-522-3-4700	PRINTING AND BINDING	297	200	300	450	350
001-08-522-3-5100	OFFICE SUPPLIES	424	1,500	1,500	1,500	1,500
001-08-522-3-5140	FIRE CODE ENFORCEMENT	1,875	4,000	3,972	3,900	3,900
001-08-522-3-5210	GAS AND LUBRICANTS	21,853	21,000	21,000	21,000	21,000
001-08-522-3-5219	COVID 19 EXPENSE	-	-	-	10,259	-
001-08-522-3-5230	JANITORIAL SUPPLIES	5,352	5,000	5,000	5,000	5,000
001-08-522-3-5250	SMALL TOOLS	1,517	1,500	2,000	2,000	2,000
001-08-522-3-5260	UNIFORMS	17,543	20,000	22,000	27,000	22,000
001-08-522-3-5280	OPERATING SUPPLIES	23,181	25,000	24,300	25,000	25,000
001-08-522-3-5290	FIRE PUB-ED EXPENSE	15,743	17,000	37,000	17,000	17,000
001-08-522-3-5400	MEMBR, SUBSCRIPT, DUES	176	360	388	360	360
Total		223,542	225,560	255,516	273,298	239,166
CAPITAL OUTLAY						
001-08-522-6-6400	CAPITAL OUTLAY	62,519	30,400	36,000	90,793	46,500
	FIRE CAPITAL REPLACEMENT					22,000
001-08-522-6-6421	FIREHOUSE SUB GRANT	17,975	-	-	-	-
Total		80,493	30,400	36,000	90,793	68,500
DEBT SERVICE						
001-08-517-7-7102	PRINCIPAL-2016 USBANCORP LEASE	8,250	8,250	8,392	8,392	8,546
001-08-517-7-7202	INTEREST-2016 USBANCORP LEASE	761	762	612	612	461
Total		9,011	9,012	9,004	9,004	9,007
DEPARTMENT TOTAL		2,247,302	2,181,221	2,413,165	2,416,212	2,464,435

General Fund

FUND TITLE/FUND #						
General Fund: 001						
DEPARTMENT NAME/#		**ACTUAL**	**BUDGET**	**BUDGET**	**PROJECTED**	**BUDGET**
Streets: 001-09-541		**2019**	**2019**	**2020**	**2020**	**2021**
EXPENDITURE OBJECT #/NAME						
PERSONNEL SERVICES						
001-09-541-1-1200	REGULAR SALARIES	186,737	188,242	226,179	226,179	236,102
001-09-541-1-1210	ACCRUED SALARIES	1,967	-	-	(3,995)	-
001-09-541-1-1400	OVERTIME	13,185	8,000	8,000	20,000	12,000
001-09-541-1-2100	FICA TAX EXPENSE	14,725	15,013	17,915	18,833	18,980
001-09-541-1-2200	RETIREMENT EXPENSE	58,971	40,180	83,008	83,008	82,636
001-09-541-1-2300	HEALTH AND LIFE INSURANCE	19,514	66,797	41,564	41,564	53,821
Total		295,099	318,232	376,666	385,589	403,539
OPERATING EXPENSES						
001-09-541-3-3100	PROFESSIONAL SERVICES	6,208	8,211	6,360	6,360	6,000
001-09-541-3-3120	PHYSICALS	624	500	500	700	500
001-09-541-3-3410	DEPT OF CORR-PRISON CREW GUARD	94,784	57,497	57,497	57,497	57,497
001-09-541-3-3440	TREE REMOVAL	11,513	11,995	13,500	12,000	1,200
001-09-541-3-3430	TREE MAINTENANCE/REPAIR	-	-	1,100	1,100	-
001-09-541-3-3460	RAILROAD SIGNAL MAINTENANCE	9,810	9,500	9,500	9,500	9,500
001-09-541-3-4020	SCHOOLING, CONFERENCE, ETC	2,930	3,000	3,000	2,800	3,000
001-09-541-3-4100	COMMUNICATIONS SERVICES	2,731	2,200	3,600	3,000	3,600
001-09-541-3-4310	NATURAL GAS	-	100	100	100	100
001-09-541-3-4320	ELECTRICITY	158,890	165,000	158,500	155,000	155,000
001-09-541-3-4400	RENTALS & LEASES	2,907	2,860	1,250	1,250	1,000
001-09-541-3-4610	BUILDING MAINTENANCE	130	500	500	500	500
001-09-541-3-4620	EQUIPMENT MAINTENANCE	28,093	26,000	19,820	23,000	24,000
001-09-541-3-4630	VEHICLE MAINTENANCE	10,576	13,376	15,000	15,000	15,000
001-09-541-3-4659	BRIDGE COSTS SHARED W CTY	4,385	-	-	16,782	-
001-09-541-3-4660	TRAFFIC LIGHT REPAIR	29,845	26,372	30,000	30,000	30,000
001-09-541-3-4661	STREET LIGHT REPAIR	5,832	5,000	-	5,000	5,000
001-09-541-3-4670	STORMWATER MAINTENANCE/REPAIR	25,556	30,800	-	-	
001-09-541-3-4680	STORM CLEANUP/REPAIR	7,382	-	-	-	-
001-09-541-3-4690	ROADWAY MAINTENANCE/REPAIR	-	500	300	300	-
001-09-541-3-5100	OFFICE SUPPLIES	350	350	350	350	350
001-09-541-3-5210	GAS AND LUBRICANTS	34,069	18,000	23,000	23,000	23,000
001-09-541-3-5230	JANITORIAL SUPPLIES	295	300	500	400	350
001-09-541-3-5250	SMALL TOOLS	1,494	1,500	1,500	1,500	1,500
001-09-541-3-5260	UNIFORMS	3,190	2,200	5,620	3,000	3,000
001-09-541-3-5270	CHEMICALS AND FERTILIZERS	855	750	750	1,000	1,000
001-09-541-3-5280	OPERATING SUPPLIES	12,690	15,140	11,400	14,000	14,000
001-09-541-3-5330	PAVING MATERIALS	6,565	7,500	7,500	8,000	8,000
001-09-541-3-5340	STREET SIGNS	20,550	21,000	19,750	22,000	15,000
Total		482,254	430,151	390,897	413,139	378,097
CAPITAL OUTLAY						
001-09-541-6-6400	CAPITAL OUTLAY	11,309	-	6,000	6,000	
001-09-541-6-6432	NORTH ROAD RECONSTRUCTION	253,966	289,954	-	-	-
Total		265,274	289,954	6,000	6,000	-
DEBT SERVICE						
001-09-517-7-7132	NORTH ROAD RECONSTRUCTION DEBT PRINCIPAL	-	23,000	13,961	13,961	13,961
001-09-517-7-7232	NORTH ROAD RECONSTRUCTION DEBT INTEREST	-	-	9,039	5,623	9,039
Total		-	23,000	23,000	19,583	23,000
DEPARTMENT TOTAL		1,042,627	1,061,337	796,563	824,311	804,636

General Fund

FUND TITLE/FUND #						
General Fund: 001						
DEPARTMENT NAME/#		**ACTUAL**	**BUDGET**	**BUDGET**	**PROJECTED**	**BUDGET**
Cemetery: 001-14-569		**2019**	**2019**	**2020**	**2020**	**2021**
EXPENDITURE OBJECT #/NAME						
OPERATING EXPENSES						
001-14-569-3-3100	PROFESSIONAL SERVICES	463	500	3,500	3,000	500
001-14-569-3-3440	TREE REMOVAL	24,432	24,847	12,000	35,000	20,000
001-14-569-3-4100	COMMUNICATIONS SERVICES	1,194	1,350	1,439	1,439	1,439
001-14-569-3-4320	ELECTRICITY	3,859	4,000	4,000	4,000	4,000
001-14-569-3-4610	BUILDING MAINTENANCE	330	1,215	1,500	1,500	1,500
001-14-569-3-4620	EQUIPMENT MAINTENANCE	241	-	-	-	-
001-14-569-3-4650	GROUNDS MAINTENANCE	485	735	1,000	1,000	1,000
001-14-569-3-5100	OFFICE SUPPLIES	229	150	200	200	200
001-14-569-3-5230	JANITORIAL SUPPLIES	24	100	100	100	100
001-14-569-3-5250	SMALL TOOLS	-	250	50	50	200
001-14-569-3-5260	UNIFORMS	14	-	-	-	-
001-14-569-3-5270	CHEMICALS & FERTILIZER	-	100	250	250	250
001-14-569-3-5280	OPERATING SUPPLIES	2,797	2,725	700	700	1,000
Total		34,068	35,972	24,739	47,239	30,189
DEPARTMENT TOTAL		34,068	35,972	24,739	47,239	30,189
DEPARTMENT NAME/#		**ACTUAL**	**BUDGET**	**BUDGET**	**PROJECTED**	**BUDGET**
Cultural Services: 001-03-573		**2019**	**2019**	**2020**	**2020**	**2021**
EXPENDITURE OBJECT #/NAME						
PERSONNEL SERVICES						
001-03-573-1-1200	REGULAR SALARIES	19,125	37,080	31,824	31,824	32,460
001-03-573-1-1300	OTHER SALARIES & WAGES	21,417	16,016	16,016	16,016	16,336
001-03-573-1-1210	ACCRUED SALARIES	(30)	-	-	(726)	-
001-03-573-1-1400	OVERTIME	103	-	-	500	-
001-03-573-1-2100	FICA TAX EXPENSE	3,077	2,402	3,660	3,660	3,733
001-03-573-1-2200	RETIREMENT EXPENSE	7,889	13,778	11,680	11,680	11,361
001-03-573-1-2300	HEALTH AND LIFE INSURANCE	7,845	581	17,891	16,000	18,614
Total		59,426	69,857	81,071	78,954	82,505
OPERATING EXPENSES						
001-03-573-3-3100	PROFESSIONAL SERVICES	291	375	480	480	480
001-03-573-3-3120	PREEMPLOY PHYSICALS/DRUG SCREEN	150	-	-	-	-
001-03-573-3-4100	COMMUNICATIONS SERVICES	-	-	-	-	629
001-03-573-3-4610	BRONSON HOUSE-MAINTENANCE	14,580	14,136	6,488	5,000	7,000
001-03-573-3-4612	ST JOHNS RIVER CENTER-MAINTENANCE	10,852	16,102	6,000	40,000	6,000
001-03-573-3-4613	LARIMER ARTS CENTER-MAINTENANCE	1,911	1,646	2,000	3,200	2,000
001-03-573-3-4614	TILGHMAN HOUSE-MAINTENANCE	127	999	1,572	1,572	1,000
001-03-573-3-4615	DEPOT-MAINTENANCE	841	652	3,500	3,000	2,500
001-03-573-3-4616	WATERWORKS MAINTENANCE	8,217	8,726	3,000	1,000	2,000
001-03-573-3-4617	HAMMOCK HALL-MAINTENANCE	664	492	800	800	800
001-03-573-3-4618	WILLARD COOPER BUILDING-MAINTENANCE	1,053	1,005	1,500	1,000	1,000
001-03-573-3-4619	TERMINAL BUILDING-MAINTENANCE	1,070	500	1,500	1,000	1,500
001-03-573-3-4680	STORM CLEANUP/REPAIR	8,000	-	-	-	-
001-03-573-3-4911	ST JOHNS RIVER CENTER-FIELD TRIP	928	-	-	-	-
001-03-573-3-5230	JANITORIAL SUPPLIES	272	272	200	200	500
001-03-573-3-5260	UNIFORMS	84	100	200	200	200
001-03-573-3-5280	BRONSON HOUSE-OPERATING	10,766	9,268	9,000	7,000	5,000
001-03-573-3-5281	PUTNAM CO HIST SOCIETY MUSEUM-OPERATING	95	473	500	500	500
001-03-573-3-5282	ST JOHNS RIVER CENTER-OPERATING	7,945	5,015	7,000	7,000	7,000
001-03-573-3-5283	LARIMER ARTS CENTER-OPERATING	165	-	500	500	500
001-03-573-3-5286	WATERWORKS-OPERATING	4,705	3,858	5,000	4,000	5,000
001-03-573-3-5289	TERMINAL BUILDING-OPERATING	5,022	4,023	5,000	5,000	5,000
001-03-573-6-6220	BRONSON-MULHOLLAND GRANT	50,001	50,000	-	-	-
Total		127,741	117,644	54,240	81,452	48,609
DEPARTMENT TOTAL		187,167	187,501	135,311	160,406	131,114

General Fund

FUND TITLE/FUND # *General Fund: 001*						
DEPARTMENT NAME/# Recreation: 001-06-572		**ACTUAL 2019**	**BUDGET 2019**	**BUDGET 2020**	**PROJECTED 2020**	**BUDGET 2021**
EXPENDITURE OBJECT #/NAME						
PERSONNEL SERVICES						
001-06-572-1-1200	REGULAR SALARIES	44,300	74,833	79,000	50,000	89,760
001-06-572-1-1400	OVERTIME	1,244	-	-	3,200	-
001-06-572-1-2100	FICA TAX EXPENSE	3,148	6,260	6,043	6,043	6,867
001-06-572-1-2200	RETIREMENT EXPENSE	13,891	20,956	28,993	30,000	31,416
001-06-572-1-2300	HEALTH AND LIFE INSURANCE	14,868	24,435	17,891	20,000	18,614
Total		77,451	126,484	131,927	109,243	146,657
OPERATING EXPENSES						
001-06-572-3-4100	COMMUNICATIONS SERVICES	362	686	1,599	1,300	629
001-06-572-3-3100	PROFESSIONAL SERVICES	261	-	5,106	2,500	3,500
001-06-519-3-3100	PROFESSIONAL SERVICES	-	240	-	-	-
001-06-572-3-4020	SCHOOLING, CONFERENCE, ETC	150	150	-	-	1,500
001-06-572-3-4310	NATURAL GAS	39	-	700	950	1,000
001-06-572-3-4320	ELECTRICITY	946	-	2,000	2,900	2,900
001-06-572-3-4322	ELECTRICITY-FRED GREEN PARK	1,081	2,300	1,100	1,050	1,200
001-06-572-3-4325	ELECTRICITY-FORRESTER FIELD	218	2,500	500	245	800
001-06-572-3-4326	ELECTRICITY-SHAW BUCK RECREATI	148	2,500	500	245	600
001-06-572-3-4329	ELECTRICITY-BOOKER PARK	1,731	2,500	1,000	750	900
001-06-572-3-4330	CREDIT CARD FEES	-	-	-	100	200
001-06-572-3-4400	RENTALS AND LEASES	-	-	350	200	564
001-06-572-3-4610	BUILDING MAINTENANCE	4,315	8,500	4,900	5,500	3,500
001-06-572-3-4620	EQUIPMENT MAINTENANCE	671	1,000	1,000	500	500
001-06-572-3-4630	VEHICLE MAINTENANCE	832	800	6,493	3,000	6,000
001-06-572-3-4651	MAINTENANCE-FRED GREEN PARK	15,668	15,451	11,900	10,667	10,667
001-06-572-3-4653	MAINTENANCE-BOOKER PARK	860	1,000	3,500	2,000	1,000
001-06-572-3-4654	MAINTENANCE-FORRESTER FIELD	13,708	12,951	12,000	10,667	10,667
001-06-572-3-4655	MAINTENANCE-SHAW BUCK RECREATI	13,040	12,951	11,000	10,667	10,667
001-06-572-3-4700	PRINTING AND BINDING	-	-	-	50	500
001-06-572-3-5100	OFFICE SUPPLIES	-	-	458	300	500
001-06-572-3-5210	GAS AND LUBRICANTS	1,221	800	800	350	500
001-06-572-3-5230	JANITORIAL SUPPLIES	158	350	1,050	500	750
001-06-572-3-5250	SMALL TOOLS	429	650	500	-	500
001-06-572-3-5260	UNIFORMS	560	600	700	500	500
001-06-572-3-5270	CHEMICALS & FERTILIZER	-	100	100	-	100
001-06-572-3-5280	OPERATING SUPPLIES	814	600	2,600	2,600	2,500
001-06-572-3-5282	PROGRAMS- EXPENSE FROM CASH FORWARD	797	-	-	-	-
001-06-572-3-5281	PROGRAMS	3,884	4,000	12,853	25,000	12,000
Total		61,892	70,630	82,709	82,541	74,644
CAPITAL OUTLAY						
001-06-572-6-6400	CAPITAL OUTLAY	43,946	43,750	6,000	5,000	-
Total		43,946	43,750	6,000	5,000	-
DEPARTMENT TOTAL		183,290	240,864	220,636	196,784	221,301

DEPARTMENT NAME/# Parks : 001-15-572		**ACTUAL 2019**	**BUDGET 2019**	**BUDGET 2020**	**PROJECTED 2020**	**BUDGET 2021**
EXPENDITURE OBJECT #/NAME						
PERSONNEL SERVICES						
001-15-572-1-1200	REGULAR SALARIES	55,842	54,042	55,601	55,601	58,381
001-15-572-1-1210	ACCRUED SALARIES	(1,747)	-	-	-	-
001-15-572-1-1400	OVERTIME	5,663	8,000	8,000	5,000	8,000
001-15-572-1-2100	FICA TAX EXPENSE	4,205	5,971	4,860	4,636	5,078
001-15-572-1-2200	RETIREMENT EXPENSE	18,622	15,240	20,406	17,159	20,433
001-15-572-1-2300	HEALTH AND LIFE INSURANCE	13,365	13,750	17,822	13,000	29,194
Total		95,950	97,003	106,689	95,396	121,086

General Fund

OPERATING EXPENSES						
001-15-572-3-3100	PROFESSIONAL SERVICES	912	1,600	1,372	1,000	1,000
001-15-572-3-3120	PHYSICALS	100	500	400	400	400
001-15-572-3-3410	DEPT OF CORR-PRISON CREW GUARD	37,287	59,722	59,722	59,722	59,722
001-15-572-3-4020	TRAINING, SCHOOLING, ETC	1,327	1,327	1,500	700	1,500
001-15-572-3-4100	COMMUNICATIONS SERVICES	1,367	686	1,860	1,420	1,400
001-15-572-3-4310	NATURAL GAS	151	150	150	150	150
001-15-572-3-4321	DOWNTOWN/RIVERFRONT ELECTRICIT	8,151	8,850	8,000	8,000	8,000
001-15-572-3-4323	ELECTRICITY-HANK BRYAN PARK	139	150	150	150	150
001-15-572-3-4610	BUILDING MAINTENANCE	30	500	500	500	500
001-15-572-3-4620	EQUIPMENT MAINTENANCE	6,655	7,000	7,500	7,000	7,000
001-15-572-3-4630	GAS AND LUBRICANTS	3,770	3,900	4,000	4,000	4,000
001-15-572-3-4651	MAINTENANCE-FRED GREEN PARK	-	10	2,700	10	3,000
001-15-572-3-4652	MAINTENANCE-HANK BRYAN PARK	4,963	5,275	7,000	7,000	6,000
001-15-572-3-4653	MAINTENANCE-BOOKER PARK	1,181	1,710	1,700	2,000	2,000
001-15-572-3-4654	MAINTENANCE-FORRESTER FIELD	1,980	2,316	700	700	2,000
001-15-572-3-4655	MAINTENANCE-SHAW BUCK RECREATI	-	98	508	508	2,000
001-15-572-3-4656	MAINTENANCE-WESTOVER PARK	-	1,500	1,000	1,000	1,000
001-15-572-3-4657	MAINTENANCE-PLAYGROUND 12TH &	-	-	1,000	1,000	1,000
001-15-572-3-4659	MAINTENANCE-EDGEMOORE & HUSSON	-	250	250	250	250
001-15-572-3-4660	MAINTENANCE-RIVERFRONT PARK	31,169	45,000	35,142	45,000	40,000
001-15-572-3-4661	MAINTENANCE-BIKE TRAIL	-	-	500	500	500
001-15-572-3-4680	DOWNTOWN LIGHTING	3,823	12,000	17,000	20,000	15,000
001-15-572-3-4681	STORM CLEANUP/REPAIR	450	-	-	-	-
001-15-572-3-5100	OFFICE SUPPLIES	323	350	350	350	350
001-15-572-3-5203	OPERATIONS-BOOKER PARK	43	-	-	-	-
001-15-572-3-5210	GAS AND LUBRICANTS	710	5,000	4,000	1,000	3,000
001-15-572-3-5219	COVID 19 EXPENSE	-	-	-	100	-
001-15-572-3-5230	JANITORIAL SUPPLIES	448	650	500	500	500
001-15-572-3-5250	SMALL TOOLS	667	750	750	750	750
001-15-572-3-5260	UNIFORMS	1,427	1,400	1,400	1,400	1,400
001-15-572-3-5270	CHEMICALS & FERTILIZER	500	505	500	500	500
001-15-572-3-5280	OPERATING SUPPLIES	8,203	8,273	7,300	8,500	8,200
Total		115,777	169,472	167,454	174,110	171,272
CAPITAL OUTLAY						
001-15-572-6-6400	CAPITAL OUTLAY	8,353	-	-	-	-
001-15-572-6-6410	BENCH PROGRAM	-	-	-	12,000	-
Total		8,353	-	-	12,000	-
DEPARTMENT TOTAL		220,080	266,475	274,143	281,506	292,358

DEPARTMENT NAME/#		**ACTUAL**	**BUDGET**	**BUDGET**	**PROJECTED**	**BUDGET**
Price Martin Center: 001-26-579		**2019**	**2019**	**2020**	**2020**	**2021**
EXPENDITURE OBJECT #/NAME						
OPERATING EXPENSES						
001-26-579-3-4100	COMMUNICATIONS SERVICES	250	200	200	200	200
001-26-579-3-4310	NATURAL GAS	740	800	800	800	800
001-26-579-3-4320	ELECTRICITY	12,035	13,500	13,000	10,000	12,000
001-26-579-3-4610	BUILDING MAINTENANCE	1,549	2,161	4,640	3,640	7,500
001-26-579-3-4620	EQUIPMENT MAINTENANCE	1,486	2,200	1,000	1,500	1,700
001-26-579-3-4680	GROUNDS MAINTENANCE	354	318	500	500	500
001-26-579-3-5230	JANITORIAL SUPPLIES	546	529	600	600	600
001-26-579-3-5280	OPERATING SUPPLIES	634	833	300	300	500
Total		17,594	20,541	21,040	17,540	23,800
DEPARTMENT TOTAL		17,594	20,541	21,040	17,540	23,800

General Fund

DEPARTMENT NAME/# Transportation-Water Taxis: 001-27-549		ACTUAL 2019	BUDGET 2019	BUDGET 2020	PROJECTED 2020	BUDGET 2021
EXPENDITURE OBJECT #/NAME						
OPERATING EXPENSES						
001-27-549-3-4500	LIABILITY INSURANCE	6,790	6,734	7,130	7,130	7,487
001-27-549-3-4000	TRAVEL	-	-	-	170	-
001-27-549-3-4630	RIVERBOAT MAINTENANCE	6,653	3,000	3,000	1,000	3,000
001-27-549-3-5280	RIVERBOAT OPERATING SUPPLIES	975	2,500	3,500	3,500	2,500
Total		14,418	12,234	13,630	11,800	12,987
DEPARTMENT TOTAL		14,418	12,234	13,630	11,800	12,987

DEPARTMENT NAME/# Transfers: 001-81-581		ACTUAL 2019	BUDGET 2019	BUDGET 2020	PROJECTED 2020	BUDGET 2021
EXPENDITURE OBJECT #/NAME						
TRANSFERS						
001-81-581-9-9140	TRANSFER TO GOLF FUND	53,016	48,919	59,172	54,154	55,580
001-81-581-9-9141	TRANSFER TO GOLF FUND-DEBT	168,579	168,579	168,650	168,650	169,445
001-81-581-9-9150	TRANSFER TO BETTER PLACE FUND	2,123	10,000	-	3,000	20,800
001-81-581-9-9160	TRANSFER TO AIRPORT FUND	204,244	142,935	155,397	216,485	214,033
DEPARTMENT TOTAL		427,962	370,433	383,219	442,289	459,858

DEPARTMENT NAME/# Contingencies: 001-82-581						
EXPENDITURE OBJECT #/NAME						
CONTINGENCIES						
001-82-581-9-9900	GENERAL CONTINGENCY	-	200,000	105,300	60,000	-
DEPARTMENT TOTAL		-	200,000	105,300	60,000	-

TOTAL EXPENDITURES		9,944,785	10,397,239	10,752,674	10,272,461	10,704,342
RESERVES						
001-83-581-9-9900	OPERATING CASH RESERVE	-	1,975,943	2,351,093	2,125,364	2,110,690
001-83-581-9-9901	EVIDENCE FUND RESERVE	-	15,973	7,282	7,282	7,282
001-83-581-9-9902	LOT DEMOLITION/CLEANUP RESERVE	-	51,725	53,059	22,075	25,075
001-83-581-9-9904	IMPACT FEES-FIRE RESERVE	-	5,841	5,841	5,841	5,841
001-83-581-9-9909	SPECIAL CEMETERY RESERVE	-	95,840	121,965	99,090	86,340
001-83-581-9-9910	SPECIAL POLICE RESERVE	-	59,249	65,798	54,461	64,461
001-83-581-9-9911	CANINE PURCHASE RESERVE	-	1,778	1,028	318	318
001-83-581-9-9912	HAND GUN CLASSES RESERVE	-	6,937	7,637	7,137	7,637
	FIRE CAPITAL REPLACEMENT RESERVE	-	-	-	-	22,000
001-83-581-9-9913	FIRE PUBLIC EDUCATION RESERVE	-	47,905	27,562	39,568	39,568
001-83-581-9-9915	CRIME PREVENTION RESERVE	-	1,679	1,679	1,626	1,626
001-83-581-9-9917	BLOOD SCREENING RESERVE	-	1,260	1,260	1,260	1,260
001-83-581-9-9918	WOMENS SELF-DEFENSE CLASS RESE	-	999	1,699	999	999
001-83-581-9-9922	INSURANCE RESERVE	-	-	188,914	321,296	321,296
001-83-581-9-9924	POLICE I&E ACCOUNT	1,707	-	4,000	3,811	2,292
001-83-581-9-9923	PARKS BANK ACCT DONATIONS	-	-	50	2,900	2,900
001-83-581-9-9919	RED LIGHT CAMERA REVENUE RESER	-	151,053	73,773	73,682	73,682
001-83-581-9-9921	LANDSCAPING CODE FEE RESERVE	-	3,579	3,579	3,579	3,579
DEPARTMENT TOTAL		1,707	2,419,761	2,916,219	2,770,288	2,776,846
TOTAL EXPENDITURES, TRANSFERS, CONTINGENCIES & RESERVES		9,946,492	12,817,000	13,668,893	13,042,749	13,481,188

Better Place Fund

FUND TITLE/FUND # *Better Place Fund: 101*						
REVENUE OBJECT #/TITLE		**ACTUAL 2019**	**BUDGET 2019**	**BUDGET 2020**	**PROJECTED 2020**	**BUDGET 2021**
312 LOCAL OPTION, USE & FUEL TAXES						
101-00-312-6-0000	DISCRETIONARY SALES SURTAX	957,089	952,974	961,916	820,079	814,681
Total		957,089	952,974	961,916	820,079	814,681
331/333/334/337 STATE/FEDERAL/LOCAL GRANTS						
101-00-331-2-5504	USDA VAC TRUCK	-	183,016	183,016	-	
101-00-331-3-9001	BROWNFIELDS	66,187	-	-	-	-
101-00-331-3-9004	BROWNFIELDS PHASE II EPA	-	-	300,000	150,916	149,084
101-00-331-3-9003	CDBG DRI S14th STORMWATER	-	1,827,000	1,827,000	250,130	1,576,870
101-00-334-7-7007	FUEL FARM GRANT	-	71,500	190,000	-	
	DHR CITY HALL					500,000
	DHR UNION STATION					500,000
	SJRWMD PERMEABLE PAVEMENT					1,000,000
101-00-334-7-7005	FRDAP-HANK BRYAN IMPROVEMENT	50,000	50,000	-	-	-
101-00-334-3-6000	FDEP 319 SOUTH STORM	-	-	920,000	-	920,000
101-00-331-3-9005	ST. JOHNS AVENUE APPROPRIATION	-	-	1,302,816	-	1,302,816
101-00-334-7-7006	FRDAP-BOOKER PARK IMPROVEMENT	50,000	50,000	-	-	-
101-00-334-2-3000	PRICE MARTIN RETROFIT SHELTER GRANT	-	15,000	15,000	15,000	-
101-00-331-7-7003	LWCF BOOKER PARK PROJECT	-	199,548	199,548	-	199,548
101-00-337-3-0003	SJRWMD SOUTH DISTRICT STORMWATER	-	-	1,500,000	1,500,000	-
101-00-337-3-0004	TD GREEN SPACE PLANTING GRANT	-	-	20,000	5,000	15,000
Total		166,187	2,396,064	6,457,380	1,921,046	6,163,318
381 TRANSFERS IN						
101-00-381-0-1001	TRANSFER FROM TAX INCREMENT-DOWNTOWN	-	-	-	-	300,000
101-00-381-0-1002	TRANSFER FROM TAX INCREMENT-SOUTHERN DISTRICT STORMWATER	-	-	-	-	198,500
101-00-381-0-1100	TRANSFER FROM CDBG FUND 50	6	-	-	-	-
101-00-381-0-1200	TRANSFER FROM GENERAL FUND	2,123	10,000	-	3,000	-
101-00-381-0-1300	TRANSFER FROM UTILTIY FUND	2,123	183,015	83,015		250,616
101-00-381-0-1400	TRANSFER FROM SANITATION FUND	2,123	10,000	-	3,000	41,600
Total		6,376	203,015	83,015	6,000	790,716
384 DEBT PROCEEDS						
101-00-384-0-1000	LOAN PROCEEDS	-	-	-	-	2,000,000
Total		-	-	-	-	2,000,000
TOTAL OPERATING & OTHER REVENUES		1,129,652	3,552,053	7,502,311	2,747,125	9,768,715
		315,715				
CASH BALANCE FORWARD						
101-00-301-0-1007	BETTER PLACE BALANCE FORWARD	-	303,647	322,296	442,930	492,578
Total		-	303,647	322,296	442,930	492,578
TOTAL REVENUES, TRANSFERS & CASH BALANCES		1,129,652	3,855,700	7,824,607	3,190,055	10,261,293

Better Place Fund

FUND TITLE/FUND #						
Better Place Fund: 101						
DEPARTMENT NAME/#		**ACTUAL**	**BUDGET**	**BUDGET**	**PROJECTED**	**BUDGET**
Better Place Plan: 101-18-519		**2019**	**2019**	**2020**	**2020**	**2021**
EXPENDITURE OBJECT #/NAME						
OPERATING EXPENSES						
101-18-519-3-3100	ENGINEERING FEES	144,447	150,000	125,000	30,000	-
101-18-519-3-3103	GRANT APPLICATION FEES	5,481	-	5,000	2,500	2,500
Total		149,928	150,000	130,000	32,500	2,500
CAPITAL OUTLAY						
101-18-519-6-6310	SIDEWALKS	68,161	76,750	65,750	65,750	20,000
101-18-519-8-6340	TEMPORARY DOCKING	-	-	-	3,000	-
	HANK BRYAN PARK RESTROOM					15,000
	CDBG DRI S14th STORMWATER CITY				50,000	354,466
101-18-519-6-6459	PRICE MARTIN IMPROVEMENTS	12	-	-	-	-
101-18-519-6-6470	RADIO REPLACEMENT PUBLIC SAFETY	-	30,000	-	-	
101-18-519-6-6460	RIVERBOAT REFURB	-	-	20,000	1,175	18,825
	TEMPORARY FUEL FARM					20,000
	BOARDWALK IMPROVEMENTS					25,000
101-18-519-6-6461	BACKHOE	-	1,472	-	-	-
	DHR CITY HALL MATCH					25,000
101-18-519-6-6330	PUBLIC WORKS BUILDING	-	-	-	-	2,000,000
	DOWNTOWN STREETSCAPE- ST JOHNS CITY MATCH					300,000
101-18-519-6-6340	LWCF BOOKER PARK PROJECT CITY SHARE	1,762	-	149,661	30,000	167,786
101-18-519-6-6341	CITY SHARE SOUTH DISTRICT STORMWATER	-	-	-	-	583,385
101-18-519-6-6390	CITY DOCK IMPROVEMENTS	3,250	3,250	-	-	
101-18-519-6-6400	STORMWATER	-	-	30,000	30,000	-
101-18-519-6-6463	FDOT MSCOP ST JOHNS AVE	-	-	206,000	-	206,000
101-18-519-6-6455	RESURFACING & STRIPING	81,301	160,964	300,000	265,000	-
101-18-519-6-6456	RIVERFRONT VAULTED POND	16,212	16,000	-	-	-
Total		170,698	288,436	771,411	444,925	3,735,462
DEBT SERVICE						
101-18-517-7-7103	FRANK GEORGE INFRASTRUCTURE	281,000	281,000	111,000	111,000	-
101-18-517-7-7203	FRANK GEORGE INFRASTRUCTURE	7,567	7,567	1,305	1,305	-
101-18-517-7-7104	PRINCIPAL-SUTPHEN FIRE TRUCK	66,192	65,424	70,627	70,627	73,396
101-18-517-7-7106	PUBLIC WORKS BUILDING DEBT	6,370	30,000	-	12,000	130,000
101-18-517-7-7108	FIRE TRUCK PRINC	-	-	47,916	47,916	53,749
101-18-517-7-7208	FIRE TRUCK INTEREST	21,452	21,451	21,769	21,769	20,002
101-18-517-7-7204	INTEREST-SUTPHEN FIRE TRUCK	9,705	10,473	5,269	5,269	2,499
Total		392,285	415,915	257,886	269,886	279,646

Better Place Fund

FUND TITLE/FUND #						
Better Place Fund: 101						
DEPARTMENT NAME/#		**ACTUAL**	**BUDGET**	**BUDGET**	**PROJECTED**	**BUDGET**
Better Place Plan: 101-18-519		**2019**	**2019**	**2020**	**2020**	**2021**
EXPENDITURE OBJECT #/NAME						
GRANT MATCHES						
101-18-519-8-6326	CDBG DRI S14th STORMWATER	130	1,827,000	1,812,000	250,000	1,576,870
101-18-519-8-6351	BOAT RAMP PARKING IMPROVEMENTS	-	-	14,250	14,250	-
101-18-519-8-6353	RIVERFRONT PARK FUEL FARM	-	130,000	208,000	-	-
101-18-519-8-6360	BROWNFIELDS PHASE II EPA	916	-	299,080	150,916	149,084
101-18-519-8-6357	FRDAP-HANK BRYAN IMPROVEMENT	48,240	58,651	-	-	-
101-18-519-8-6358	FRDAP-BOOKER PARK IMPROVEMENT	65,875	64,168	-	-	-
101-18-519-8-6361	ST.JOHNS AVENUE APPROPRIATION	-	-	1,302,816	-	1,302,816
101-18-519-8-6362	FDEP 319 SOUTH STORM	-	-	920,000	-	920,000
101-18-519-8-6210	PRICE MARTIN RETROFIT SHELTER GRANT	15,000	30,000	15,000	-	-
101-18-519-8-6359	LWCF BOOKER PARK PROJECT	1,762	199,548	149,661	30,000	167,786
101-18-519-8-8929	VAC TRUCK USDA	-	366,032	366,032	-	
	DHR CITY HALL					500,000
	DHR UNION STATION					500,000
	SJRWMD PERMEABLE PAVEMENT					1,000,000
101-18-519-8-8925	SJRWMD SOUTH DISTRICT STORMWATER	9,315	-	1,500,000	1,500,000	-
101-18-519-8-8930	TD GREEN SPACE PLANTING GRANT	-	-	20,000	5,000	15,000
101-18-519-8-8927	USDA BACKHOE & TRUCKS	48,354	-	-	-	-
Total		189,592	2,675,399	6,606,839	1,950,166	6,131,556
DEPARTMENT TOTAL		902,503	3,529,750	7,766,136	2,697,477	10,149,164
TOTAL EXPENDITURES		902,503	3,529,750	7,766,136	2,697,477	10,149,164
RESERVES						
101-83-581-9-9907	BETTER PLACE RESERVE	-	325,950	58,471	492,578	112,129
DEPARTMENT TOTAL		-	325,950	58,471	492,578	112,129
TOTAL EXPENDITURES, TRANSFERS, CONTINGENCIES & RESERVES		902,503	3,855,700	7,824,607	3,190,055	10,261,293

Utility Fund

FUND TITLE/FUND # *Utility Fund: 041*						
REVENUE OBJECT #/TITLE		**ACTUAL 2019**	**BUDGET 2019**	**BUDGET 2020**	**PROJECTED 2020**	**BUDGET 2021**
GRANTS						
041-00-389-2-8106	FEMA HURRICANE IRMA FEDERAL	152,367	-	971,042	725,711	-
041-00-389-3-8106	FEMA HURRICANE IRMA STATE	25,394	-	-	11,541	-
041-00-389-3-5000	CDBG N32 PALATKA HEIGHTS	32,626	750,000	750,000	5,000	712,374
041-00-389-2-8107	FEMA HMGP 4283-66 LIFT STATION GRANT MATTH	27,426	236,369	236,369	-	388,061
041-00-389-7-1005	SJRWMD POTABLE PALATKA HEIGHTS	500,000	500,000	-	-	-
041-00-389-7-1006	POTABLE PHASE V NORTH SIDE SJRWMD	232,702	500,000	-	267,298	-
041-00-389-2-8108	USDA DISASTER RELIEF NORTH THIRD	-	-	-	388,913	-
041-00-389-7-1004	SJRWMD BENEFICIAL RECLAIMED WATER PROJECT	1,097,495	1,097,495	-	-	-
Total		2,068,011	3,083,864	1,957,411	1,398,463	1,100,435
CHARGES FOR SERVICES						
041-00-343-6-1000	WATER SALES	2,981,012	1,294,610	1,219,713	3,165,120.00	1,341,684
041-00-343-6-1001	WATER METER BASE RATE	-	1,657,224	1,981,196	-	2,179,316
	FIRE SUPPRESSION				32,400	
041-00-343-6-1010	WATER TAPS & RENEWALS	9,938	18,416	13,327	13,000	11,000
041-00-343-6-1015	WATER TAPS & RENEWALS (REUSE)	-	-	-	100	-
041-00-343-6-1020	SERVICE CHARGES	-	-	-	244	-
041-00-343-6-1040	PENALTIES	64,531	69,303	64,672	64,000	64,000
041-00-343-6-2000	BROKEN METERS/LOCKS	881	50	50	500	500
041-00-343-6-3000	SEWER SERVICE REVENUE	2,783,703	773,671	1,000,517	2,780,580	1,100,569
041-00-343-6-3001	SEWER METER BASE RATE	-	2,336,546	2,050,383	-	2,255,421
041-00-343-6-3010	SEWER TAPS/RENEWALS	6,000	6,907	5,240	10,000	6,000
041-00-343-6-3020	SEPTIC DUMPING (WWTP)	103,332	65,705	88,771	88,771	90,000
041-00-343-6-3030	SEWER REPLACEMENT FEES	-	21,785	-	-	-
041-00-343-6-4000	WATER IMPACT FEES	2,545	14,411	-	2,500	-
041-00-343-6-5000	SEWER IMPACT FEES	4,191	27,533	-	4,000	-
Total		5,956,133	6,286,161	6,423,869	6,161,215	7,048,490
OTHER REVENUES						
041-00-361-0-7000	SERIES 2010A RESERVE FUND INTE	10,719	-	-		
041-00-361-1-4000	INTEREST-2004 CLEAN WATER SRF	9	8	8	8	8
041-00-361-1-6000	INTEREST-SERIES 2010A SINKING	81	60	60	60	60
041-00-362-0-1000	COMMUNICATION TOWER LEASE	49,728	46,355	45,000	45,220	45,000
041-00-364-0-1001	LOSS ON SALE/DISPOSAL OF ASSET	-	-	-	-	-
041-00-364-0-4900	SURPLUS EQUIPMENT-WATER	4,310	-	-	886	-
041-00-364-0-4910	SURPLUS- WWTP	-	-	-	2,254	-
041-00-369-3-2000	FEMA REIMBURSEMENT (HURRICANE)	-	781,011	-	-	-
041-00-369-9-2000	REFUNDS/REIMBURSEMENTS	90	-	-	43,189	-
041-00-369-9-3000	INSURANCE CLAIMS-WATER	-	-	-	3,770	-
041-00-369-9-1001	E-PAYABLES REVENUE SHARE	1,560	1,000	1,000	1,000	1,000
Total		66,498	828,434	46,068	96,387	46,068

Utility Fund

FUND TITLE/FUND # *Utility Fund: 041*						
REVENUE OBJECT #/TITLE		**ACTUAL 2019**	**BUDGET 2019**	**BUDGET 2020**	**PROJECTED 2020**	**BUDGET 2021**
TRANSFERS IN						
041-00-381-0-3200	TRANSFER FROM TIF FOR CRA ADMINISTRATOR RE	-	-	38,792	38,792	19,586
041-00-381-0-3000	TRANSFER FROM CENTRAL TIF-POTABLE LINE REPL	35,000	89,565	89,565	-	89,565
041-00-381-0-3100	TRANSFER FROM SOUTH TIF-POTABLE LINE REPLAC	-	25,550	25,550	-	25,550
Total		35,000	115,115	153,907	38,792	134,701
LOAN PROCEEDS						
041-00-384-0-1001	SRF 2018 Potable Line DW54022	-	2,060,282	-	1,835,007	-
041-00-384-0-1002	SRF 2019 Matching portion DW54022	-	-	2,500,000		2,500,000
041-00-384-0-1003	SRF 2019 WW Emergency Funding	-	-	500,000	486,086	-
041-00-384-0-1000	LOAN PROCEEDS	-	2,500,000	2,000,000	-	2,000,000
Total		-	4,560,282	5,000,000	2,321,093	4,500,000
TOTAL REVENUES		8,125,641	14,873,856	13,581,255	10,015,950	12,829,694
CASH BALANCE FOWARD						
041-00-301-0-0100	CASH BALANCE FOWARD	-	701,443	369,560	-	1,144,098
041-00-301-1-7000	FRUFC REBATE-CAP PROJECTS ONLY	-	(62,257)	8,095	8,095	8,095
041-00-301-0-0101	WATER IMPACT FEES BALANCE FORW	-	72,178	63,051	74,723	77,223
041-00-301-0-0102	SEWER IMPACT FEES BALANCE FORW	-	148,026	139,870	152,217	156,217
Total		-	859,390	580,576	235,035	1,385,633
TOTAL REVENUES, TRANSFERS & CASH BALANCES		8,125,641	15,733,246	14,161,831	10,250,985	14,215,327

Utility Fund

FUND TITLE/FUND # *Utility Fund: 041*						
DEPARTMENT NAME/# Water Plant: 041-11-533		**ACTUAL 2019**	**BUDGET 2019**	**BUDGET 2020**	**PROJECTED 2020**	**BUDGET 2021**
EXPENDITURE OBJECT #/NAME						
PERSONNEL SERVICES						
041-11-533-1-1200	REGULAR SALARIES	316,608	274,703	312,337	333,115	303,747
041-11-533-1-1210	ACCRUED SALARIES	3,435	-	-	-	-
041-11-533-1-1310	HOLIDAY PAY	-	7,000	7,000	-	7,000
041-11-533-1-1400	OVERTIME	31,598	22,500	22,500	32,000	22,500
041-11-533-1-2100	FICA TAX EXPENSE	24,629	23,272	26,151	28,467	25,493
041-11-533-1-2200	RETIREMENT EXPENSE	77,405	62,481	72,992	65,985	65,948
041-11-533-1-2300	HEALTH AND LIFE INSURANCE	70,721	70,420	92,017	73,972	103,887
Total		524,396	460,376	532,997	533,539	528,575

Utility Fund

FUND TITLE/FUND #						
Utility Fund: 041						
DEPARTMENT NAME/#		**ACTUAL**	**BUDGET**	**BUDGET**	**PROJECTED**	**BUDGET**
Water Plant: 041-11-533		**2019**	**2019**	**2020**	**2020**	**2021**
EXPENDITURE OBJECT #/NAME						
OPERATING EXPENSES						
041-11-533-3-3100	PROFESSIONAL SERVICES	52,369	59,000	50,360	50,000	50,000
041-11-533-3-3110	LAB/TESTING	-	-	20,000	20,000	20,000
041-11-533-3-3120	PHYSICALS	150	210	210	210	210
041-11-533-3-3460	RAILROAD CROSSING MAINTENANCE	147	-	-	-	-
041-11-533-3-3600	PENSION EXPENSE - GENERAL	218,556	-	-	-	-
041-11-533-3-4020	SCHOOLING, CONFERENCE, ETC	952	3,500	3,500	3,500	5,000
041-11-533-3-4100	COMMUNICATIONS SERVICES	2,510	3,500	3,500	2,500	2,424
041-11-533-3-4200	POSTAGE AND FREIGHT	124	200	200	200	200
041-11-533-3-4320	ELECTRICITY	128,004	135,000	130,000	117,000	130,000
041-11-533-3-4400	RENTALS AND LEASES	793	-	2,000	1,000	1,000
041-11-533-3-4500	LIABILITY INSURANCE	96	-	-	-	-
041-11-533-3-4610	BUILDING MAINTENANCE	6,549	13,000	15,000	12,000	10,000
041-11-533-3-4620	EQUIPMENT MAINTENANCE	46,101	79,400	80,000	80,000	80,000
041-11-533-3-4630	VEHICLE MAINTENANCE	661	1,000	2,000	2,000	2,000
041-11-533-3-4700	PRINTING AND BINDING	65	-	-	-	-
041-11-533-3-5100	OFFICE SUPPLIES	525	600	1,000	1,000	1,000
041-11-533-3-5210	GAS AND LUBRICANTS	878	2,100	2,100	2,100	2,100
041-11-533-3-5230	JANITORIAL SUPPLIES	852	800	900	900	900
041-11-533-3-5250	SMALL TOOLS	469	500	500	500	1,500
041-11-533-3-5260	UNIFORMS	3,341	3,100	2,800	3,500	3,000
041-11-533-3-5270	CHEMICALS AND FERTILIZERS	72,577	179,039	100,000	52,000	52,000
041-11-533-3-5280	OPERATING SUPPLIES	6,809	7,000	10,000	10,000	12,000
041-11-533-3-5400	MEMBR,SUBSCRIPT,DUES	1,554	1,060	2,000	2,000	2,000
041-11-533-3-5900	DEPRECIATION	332,776	-	-	-	-
Total		876,859	489,009	426,070	360,410	375,334
CAPITAL OUTLAY						
041-11-533-6-6400	CAPTIAL OUTLAY	6,555	4,005	-	37,094	-
041-11-533-6-6450	CAPITAL IMPROVEMENTS	17,103	94,995	213,075	75,000	345,000
Total		23,658	99,000	213,075	112,094	345,000
DEPARTMENT TOTAL		1,424,913	1,048,385	1,172,142	1,006,043	1,248,909

Utility Fund

FUND TITLE/FUND #						
Utility Fund: 041						
DEPARTMENT NAME/#		**ACTUAL**	**BUDGET**	**BUDGET**	**PROJECTED**	**BUDGET**
Reclamation Facility: 041-12-535		**2019**	**2019**	**2020**	**2020**	**2021**
EXPENDITURE OBJECT #/NAME						
PERSONNEL SERVICES						
041-12-535-1-1200	REGULAR SALARIES	332,978	365,333	372,807	372,807	379,974
041-12-535-1-1210	ACCRUED SALARIES	5,178	-	-	-	-
041-12-535-1-1310	HOLIDAY PAY	-	5,800	5,800	5,796	5,800
041-12-535-1-1400	OVERTIME	24,526	14,000	14,000	26,437	14,000
041-12-535-1-2100	FICA TAX EXPENSE	25,406	29,463	30,034	30,986	30,583
041-12-535-1-2200	RETIREMENT EXPENSE	111,699	103,024	136,820	136,820	132,991
041-12-535-1-2300	HEALTH AND LIFE INSURANCE	67,669	113,941	89,709	115,167	105,517
Total		567,456	631,561	649,170	688,013	668,865
OPERATING EXPENSES						
041-12-535-3-3100	PROFESSIONAL SERVICES	21,882	21,000	34,360	35,000	35,000
041-12-535-3-3110	LAB/TESTING	38,542	37,000	32,000	32,000	32,000
041-12-535-3-3120	PHYSICALS	1,264	800	300	500	500
041-12-535-3-3460	RAILROAD CROSSING MAINTENANCE	519	660	660	660	660
041-12-535-3-3600	PENSION EXPENSE - GENERAL	69,022	-	-	-	-
041-12-535-3-4020	SCHOOLING, CONFERENCE, ETC	1,040	1,500	4,000	2,000	4,000
041-12-535-3-4100	COMMUNICATIONS SERVICES	5,152	2,400	5,000	6,000	5,976
041-12-535-3-4200	POSTAGE AND FREIGHT	373	500	1,000	500	500
041-12-535-3-4310	NATURAL GAS	19,883	20,500	22,500	25,000	25,000
041-12-535-3-4320	ELECTRICITY	192,475	180,000	200,000	200,000	200,000
041-12-535-3-4400	RENTALS AND LEASES	22,116	20,000	20,000	20,000	20,000
041-12-535-3-4500	LIABILITY INSURANCE	513	-	-	-	-
041-12-535-3-4510	INSURANCE CLAIMS	53,138	-	-	-	-
041-12-535-3-4610	BUILDING MAINTENANCE	2,134	4,000	4,000	4,000	4,000
041-12-535-3-4620	EQUIPMENT MAINTENANCE	79,343	91,567	95,000	95,000	95,000
041-12-535-3-4630	VEHICLE MAINTENANCE	2,344	2,500	2,500	2,500	2,500
041-12-535-3-4680	STORM CLEANUP/REPAIR	16,214	-	-	-	-
041-12-535-3-4700	PRINTING AND BINDING	79	-	100	100	100
041-12-535-3-5100	OFFICE SUPPLIES	623	1,000	1,000	1,000	1,000
041-12-535-3-5210	GAS AND LUBRICANTS	7,407	11,500	9,000	9,000	9,000
041-12-535-3-5230	JANITORIAL SUPPLIES	541	550	550	550	550
041-12-535-3-5250	SMALL TOOLS	2,350	6,600	6,600	6,600	5,000
041-12-535-3-5260	UNIFORMS	8,168	5,300	8,000	8,000	8,000
041-12-535-3-5270	CHEMICALS	28,508	30,000	31,000	31,000	31,000
041-12-535-3-5280	OPERATING SUPPLIES	9,988	10,000	10,000	10,000	10,000
041-12-535-3-5400	MEMBR,SUBSCRIPT,DUES	144	500	500	500	500
041-12-535-3-5900	DEPRECIATION	315,361	-	-	-	-
Total		899,121	447,877	488,070	489,910	490,286

Utility Fund

FUND TITLE/FUND #						
Utility Fund: 041						
DEPARTMENT NAME/#		**ACTUAL**	**BUDGET**	**BUDGET**	**PROJECTED**	**BUDGET**
Reclamation Facility: 041-12-535		**2019**	**2019**	**2020**	**2020**	**2021**
EXPENDITURE OBJECT #/NAME						
CAPITAL OUTLAY						
041-12-535-6-6353	PLANT IMPROVEMENTS	30,000	1,937,820	2,500,000	32,000	2,000,000
041-12-535-6-6357	FEMA HMGP GRANT 4283-66 LIFT STATION	-	279,759	264,472	14,231	415,488
	CITY MATCH FEMA HMGP LIFT STATION					153,396
041-12-535-6-6356	SJRWMD BENEFICIAL RECLAIMED WATER PROJECT	-	1,097,495	-	-	-
041-12-535-6-6371	CITY SHARE BENEFICIAL RECLAIM	-	413,488	-	100,000	-
041-12-535-6-6400	CAPTIAL OUTLAY	13,612	76,930	-	62,594	-
041-12-535-6-6450	CAPITAL IMPROVEMENTS	23,070	23,070	151,140	165,305	159,500
Total		66,682	3,828,562	2,915,612	374,130	2,728,384
DEPARTMENT TOTAL		1,533,259	4,908,000	4,052,852	1,552,052	3,887,535

Utility Fund

FUND TITLE/FUND #						
Utility Fund: 041						
DEPARTMENT NAME/#		**ACTUAL**	**BUDGET**	**BUDGET**	**PROJECTED**	**BUDGET**
Water & Sewer Distribution: 041-13-536		**2019**	**2019**	**2020**	**2020**	**2021**
EXPENDITURE OBJECT #/NAME						
PERSONNEL SERVICES						
041-13-536-1-1100	EXECUTIVE SALARIES	66,844	66,075	69,013	62,612	70,246
041-13-536-1-1200	REGULAR SALARIES	308,036	300,822	337,057	337,057	322,432
041-13-536-1-1210	ACCRUED SALARIES	5,432	-	-	-	-
041-13-536-1-1220	CLERICAL SALARY	-	-	-	-	24,695
041-13-536-1-1400	OVERTIME	37,273	40,000	40,000	54,000	40,000
041-13-536-1-2100	FICA TAX EXPENSE	27,923	31,128	34,124	34,706	34,989
041-13-536-1-2200	RETIREMENT EXPENSE	126,685	93,952	149,028	75,435	146,081
041-13-536-1-2300	HEALTH AND LIFE INSURANCE	110,264	148,156	133,450	103,675	161,373
Total		682,459	680,133	762,672	667,485	799,816
OPERATING EXPENSES						
041-13-536-3-3100	PROFESSIONAL SERVICES	16,304	16,559	36,520	36,520	36,520
041-13-536-3-3120	PHYSICALS	928	300	500	500	500
041-13-536-3-3600	PENSION EXPENSE - GENERAL	79,494	-	-	-	-
041-13-536-3-4020	SCHOOLING, CONFERENCE, ETC	3,482	3,311	5,000	2,500	5,000
041-13-536-3-4100	COMMUNICATIONS SERVICES	6,810	8,466	8,466	8,466	7,560
041-13-536-3-4200	POSTAGE AND FREIGHT	12	40	500	500	500
041-13-536-3-4310	NATURAL GAS	296	350	450	450	450
041-13-536-3-4320	ELECTRICITY	2,563	2,500	2,600	2,600	2,600
041-13-536-3-4400	RENTALS AND LEASES	1,479	360	3,000	3,000	3,000
041-13-536-3-4610	BUILDING MAINTENANCE	576	1,000	1,000	1,000	1,000
041-13-536-3-4620	EQUIPMENT MAINTENANCE	6,141	12,820	20,000	17,000	20,000
041-13-536-3-4630	VEHICLE MAINTENANCE	13,698	19,000	17,000	20,000	20,000
041-13-536-3-4680	STORM CLEANUP/REPAIR	689,926	455,263	-	-	-

Utility Fund

FUND TITLE/FUND #						
Utility Fund: 041						
DEPARTMENT NAME/#		**ACTUAL**	**BUDGET**	**BUDGET**	**PROJECTED**	**BUDGET**
Water & Sewer Distribution: 041-13-536		**2019**	**2019**	**2020**	**2020**	**2021**
EXPENDITURE OBJECT #/NAME						
041-13-536-3-4700	PRINTING AND BINDING	169	1,000	1,000	1,000	1,000
041-13-536-3-5100	OFFICE SUPPLIES	487	500	500	500	500
041-13-536-3-5210	GAS AND LUBRICANTS	23,396	25,000	25,000	25,000	25,000
041-13-536-3-5230	JANITORIAL SUPPLIES	2,470	2,600	2,600	2,600	2,600
041-13-536-3-5250	SMALL TOOLS	1,194	1,200	3,000	3,000	3,000
041-13-536-3-5260	UNIFORMS	4,204	4,000	4,000	4,000	4,000
041-13-536-3-5280	OPERATING SUPPLIES	12,066	15,900	15,800	15,800	20,000
041-13-536-3-5330	PAVING MATERIALS	6,149	13,000	13,000	13,000	15,000
041-13-536-3-4690	ROADWAY MAINTENANCE	-	15,203	25,000	25,000	25,000
041-13-536-3-5900	DEPRECIATION	273,406	-	-	-	-
Total		1,145,250	598,371	184,936	182,436	193,230
CAPITAL OUTLAY						
041-13-536-6-6300	METERS AND METER REPAIR	39,955	40,000	50,000	50,000	50,000
041-13-536-6-6320	SEWER MATERIALS	19,981	20,000	20,000	20,000	20,000
041-13-536-6-6330	PIPE AND FITTINGS	72,221	74,000	90,000	90,000	90,000
041-13-536-6-6340	CONCRETE, FILL	1,790	5,000	5,000	5,000	5,000
041-13-536-6-6347	POTABLE PHASE V NORTH SIDE SJRWMD	-	500,000	-	500,000	-
041-13-536-6-6400	CAPITAL OUTLAY	(4,302)	56,500	128,697	303,697	-
041-13-536-6-6450	CAPITAL IMPROVEMENTS	-	20,647	76,751	3,000	150,000
041-13-536-6-6345	SJRWMD COST SHARE HEIGHTS POTABLE LINE REP	-	500,000	-	-	-
041-13-536-6-6457	SRF DW54022 POTABLE PALATKA HEIGHTS	(10,861)	2,060,282	1,822,751	1,822,751	
041-13-536-6-6371	CDBG N 32 PALATKA HEIGHTS	-	771,436	750,000	50,366	667,480
041-13-536-6-6458	SRF 2019 DW54022	-	-	677,249	-	2,500,000
041-13-536-6-6346	FDOT SR 20	658,473	647,363	-	-	-
Total		777,258	4,695,228	3,620,448	2,844,814	3,482,480
DEPARTMENT TOTAL		2,604,967	5,973,732	4,568,056	3,694,735	4,475,527

Utility Fund

FUND TITLE/FUND #						
Utility Fund: 041						
DEPARTMENT NAME/#		**ACTUAL**	**BUDGET**	**BUDGET**	**PROJECTED**	**BUDGET**
Utility Administration: 041-29-536		**2019**	**2019**	**2020**	**2020**	**2021**
EXPENDITURE OBJECT #/NAME						
PERSONNEL SERVICES						
041-29-536-1-1100	EXECUTIVE SALARIES	-	33,560	40,523	-	41,334
041-29-536-1-1200	REGULAR SALARIES	84,490	47,305	52,561	66,878	129,612
041-29-536-1-1210	ACCRUED SALARIES	717	-	-	-	-
041-29-536-1-2100	FICA TAX EXPENSE	6,142	6,186	7,121	5,116	13,077
041-29-536-1-2200	RETIREMENT EXPENSE	26,395	22,804	34,162	34,162	59,831
041-29-536-1-2300	HEALTH AND LIFE INSURANCE	13,001	14,399	11,124	11,124	22,775
041-29-536-1-1000	ONE-TIME NON-RECURRING PAYMENT FOR EMPLO	-	-	28,600	28,600	23,450
041-29-536-1-2400	WORKERS COMP	33,155	32,108	33,327	33,327	34,776
Total		163,901	156,362	207,418	179,207	324,855
OPERATING EXPENSES						
041-29-536-3-3100	PROFESSIONAL SERVICES	2,156	440	2,946	440	4,418
041-29-536-3-3200	ACCOUNTING AND AUDITING	12,671	12,671	18,442	20,000	20,697
041-29-536-3-3600	PENSION EXPENSE - GENERAL	16,621	-	-	-	-
041-29-536-3-4020	SCHOOLING, CONFERENCE, ETC	1,339	1,000	5,000	2,550	5,000
041-29-536-3-4100	COMMUNICATIONS SERVICES	285	1,300	1,300	712	768
041-29-536-3-4330	CREDIT CARD FEES	37	130	130	130	130
041-29-536-3-4500	LIABILITY INSURANCE	87,312	83,569	95,717	95,717	103,980
041-29-536-3-4620	EQUIPMENT MAINTENANCE	10,846	13,885	14,000	16,000	16,000
041-29-536-3-5100	OFFICE SUPPLIES	-	250	250	250	250
041-29-536-3-5230	JANITORIAL SUPPLIES	4	300	300	300	300
041-29-536-3-5280	OPERATING SUPPLIES	6	500	500	500	500
Total		131,278	114,045	138,585	136,599	152,043
CAPITAL OUTLAY						
041-29-536-6-6400	CAPITAL OUTLAY	-	-	797	850	-
Total		-	-	797	850	-
DEBT SERVICE						
041-29-517-7-7110	PRINCIPAL-2004 SRF LOAN	-	52,229	30,742	26,732	-
041-29-517-7-7120	PRINCIPAL-DW541901	2,796	209,504	253,775	220,764	260,612
041-29-517-7-7130	PRINCIPAL-SERIES 2010A	-	175,000	180,000	180,000	190,000
041-29-517-7-7140	POTABLE LINE DW54022	-	115,115	403,664	-	403,664
041-29-517-7-7150	PAY OFF EMERGENCY LOAN FROM AMERIS	-	-	500,000	500,000	-
041-29-517-7-7160	SRF WW540230 EMERGENCY USED TO PAYOFF AM	-	-	12,750	12,750	15,050
041-29-517-7-7170	WWTP PLANT IMPROVEMENT REPAYMENT	-	-	150,000	-	150,000
041-29-517-7-7210	INTEREST-2004 SRF LOAN	891	1,593	103	179	-
041-29-517-7-7220	INTEREST-DW541901	67,097	75,449	77,119	64,189	67,084
041-29-517-7-7230	INTEREST-SERIES 2010A	284,325	291,325	280,725	280,725	273,325
041-29-517-7-7250	PAY OFF EMERGENCY LOAN FROM AMERIS INTERE	-	-	-	18,395	-
041-29-517-7-7330	SERIES 2010A ISSUANCE COST/ADM	7,176	7,268	7,093	7,093	7,093
041-36-517-7-7320	AMORTIZATION EXPENSE	-	-	-	-	9,722
Total		362,285	927,483	1,895,971	1,310,827	1,376,550

Utility Fund

FUND TITLE/FUND #						
Utility Fund: 041						
DEPARTMENT NAME/#		**ACTUAL**	**BUDGET**	**BUDGET**	**PROJECTED**	**BUDGET**
Utility Administration: 041-29-536		**2019**	**2019**	**2020**	**2020**	**2021**
EXPENDITURE OBJECT #/NAME						
TRANSFERS						
041-29-536-9-4900	BAD DEBT EXP	1,359	-	-	-	-
041-29-536-9-9101	REIMB GENERAL FUND-ADMIN EXP	371,400	371,400	422,481	422,481	567,407
041-29-536-9-9103	REIMB GAS AUTHORITY	155,748	150,080	150,080	178,408.72	150,080
041-29-536-9-9110	TRANSFER TO GENERAL FUND-FRANCHISE	419,761	419,761	381,726	381,726	418,579
041-29-536-9-9122	TRANSFER TO GENERAL FUND FOR BUILDING	-	-	67,500	-	
041-29-536-9-9121	TRANSFER TO BETTER PLACE (VAC TRUCK)	-	183,015	83,015		183,016
041-29-536-9-9120	TRNF BETTER PLACE-PUBLIC WORKS BUILDING	2,123	2,433	-	3,000	67,600
Total		950,391	1,126,689	1,104,802	985,616	1,386,682
DEPARTMENT TOTAL		1,607,855	2,324,579	3,347,573	2,613,099	3,240,130
TOTAL EXPENDITURES		7,170,993	14,254,696	13,140,623	8,865,929	12,852,101
CONTINGENCIES & RESERVES						
041-29-536-9-9901	CONTINGENCY/RESERVE	-	1,208,306	810,192	1,143,521	1,121,691
041-29-536-9-9903	WATER IMPACT FEE CONTINGENCY/R	-	86,589	63,051	77,223	77,223
041-29-536-9-9904	SEWER IMPACT FEE CONTINGENCY/R	-	175,559	139,870	156,217	156,217
041-29-536-9-9905	FRUFC CAP PROJECTS CONTINGENCY/RESERVE	-	8,095	8,095	8,095	8,095
Total		-	1,478,549	1,021,208	1,385,056	1,363,226
TOTAL EXPENDITURES, TRANSFERS, CONTINGENCIES & RESERVES		7,170,993	15,733,245	14,161,831	10,250,985	14,215,327

Sanitation Fund

FUND TITLE/FUND # *Sanitation Fund: 043*						
REVENUE OBJECT #/TITLE		**ACTUAL 2019**	**BUDGET 2019**	**BUDGET 2020**	**PROJECTED 2020**	**BUDGET 2021**
CHARGES FOR SERVICES						
043-00-343-4-1000	GARBAGE FEES RESIDENTIAL	2,119,911	453,946	724,096	2,306,960	771,162
043-00-343-4-1001	GARBAGE FEES NON-RESIDENTIAL	-	1,381,982	1,195,164		1,272,850
043-00-343-4-1002	GARBAGE FEES MULTI UNIT	-	175,868	234,853		250,118
043-00-343-4-1003	GARBAGE FEES PHA	-	8,853	8,863		9,439
043-00-343-4-1004	GARBAGE FEES SCHOOLS	-	2,455	110,130		117,288
043-00-343-4-1005	GARBAGE FEES CHURCHES*	-	-	37,700		40,151
043-00-343-4-1040	PENALTIES-SANITATION	12,838	-	-	10,000	11,000
043-00-343-4-4150	EXTRA TRASH	10,273	-	-	10,000	10,000
043-00-343-4-1500	CONTAINER USAGE FEES	6,671	28,162	5,000	3,500	4,000
043-00-343-4-2500	DUMPSTER DROP OFF FEE	11,303	-	-	11,500	10,000
Total		2,160,997	2,051,266	2,315,806	2,341,960	2,496,008
OTHER REVENUES						
043-00-364-0-4900	SURPLUS EQUIPMENT-SANITATION	2,832	-	-	1,036	-
043-00-389-3-8106	FEMA HURRICANE IRMA STATE	388	-	10,000	-	-
043-00-389-2-8106	FEMA HURRICANE IRMA FEDERAL	2,498	-	-	6,792	-
043-00-369-9-2000	REFUNDS/REIMBURSEMENTS	3,785	-	-	-	-
043-00-369-9-1001	E-Payables Revenue Share	349	260	260	352	260
Total		9,852	260	10,260	8,180	260
DEBT PROCEEDS						
043-00-384-1-0000	DEBT PROCEEDS	-	300,000	225,791	225,791	-
Total		-	300,000	225,791	225,791	-
TOTAL REVENUES		2,170,848	2,351,526	2,551,857	2,575,931	2,496,268
CASH BALANCE FORWARD						
043-00-302-0-0000	CASH BALANCE FORWARD	-	413,655	441,378	815,536	951,521
Total		-	413,655	441,378	815,536	951,521
TOTAL REVENUES, TRANSFERS & CASH BALANCES		2,170,848	2,765,181	2,993,235	3,391,467	3,447,789

Sanitation Fund

FUND TITLE/FUND # *Sanitation Fund: 043*						
DEPARTMENT NAME/# Garage Maintenance: 043-28-534		**ACTUAL 2019**	**BUDGET 2019**	**BUDGET 2020**	**PROJECTED 2020**	**BUDGET 2021**
EXPENDITURE OBJECT #/NAME						
PERSONNEL SERVICES						
043-28-534-1-1200	REGULAR SALARIES	61,126	108,927	70,794	70,794	83,022
043-28-534-1-1210	ACCRUED SALARIES	1,821	-	-	-	-
043-28-534-1-1400	OVERTIME	886	5,000	5,000	5,000	5,000
043-28-534-1-2100	FICA TAX EXPENSE	4,581	8,715	5,799	7,716	6,734
043-28-534-1-2200	RETIREMENT EXPENSE	19,484	13,388	25,981	35,181	29,058
043-28-534-1-2300	HEALTH AND LIFE INSURANCE	10,194	10,712	10,653	10,653	24,531
Total		98,092	146,742	118,227	129,344	148,345
OPERATING EXPENSES						
043-28-534-3-3100	PROFESSIONAL SERVICES	555	840	600	400	400
043-28-534-3-3120	PHYSICALS	50	-	-	150	-
043-28-534-3-3600	PENSION EXPENSE - GENERAL	12,199	-	-	-	-
043-28-534-3-4100	COMMUNICATIONS SERVICES	-	-	-	-	492
043-28-534-3-4020	SCHOOLING, CONFERENCE, ETC	-	-	500	2,000	2,000

Sanitation Fund

FUND TITLE/FUND #						
Sanitation Fund: 043						
DEPARTMENT NAME/#		**ACTUAL**	**BUDGET**	**BUDGET**	**PROJECTED**	**BUDGET**
Garage Maintenance: 043-28-534		**2019**	**2019**	**2020**	**2020**	**2021**
EXPENDITURE OBJECT #/NAME						
043-28-534-3-4320	ELECTRICITY	775	1,200	1,200	1,000	1,200
043-28-534-3-4610	BUILDING MAINTENANCE	23	500	1,000	1,000	1,000
043-28-534-3-4620	EQUIPMENT MAINTENANCE	-	200	200	200	1,000
043-28-534-3-4630	VEHICLE MAINTENANCE	244	800	1,000	1,000	1,000
043-28-534-3-5100	OFFICE SUPPLIES	118	500	500	500	500
043-28-534-3-5210	GAS AND LUBRICANTS	739	250	1,000	1,500	2,000
043-28-534-3-5230	JANITORIAL SUPPLIES	1,667	1,500	1,500	1,700	1,600
043-28-534-3-5250	SMALL TOOLS	96	250	1,800	2,000	2,000
043-28-534-3-5260	UNIFORMS	875	1,200	1,200	1,200	1,200
043-28-534-3-5280	OPERATING SUPPLIES	2,181	2,200	2,000	2,500	2,500
Total		19,522	9,440	12,500	15,150	16,892
DEPARTMENT TOTAL		117,614	156,182	130,727	144,494	165,237

Sanitation Fund

FUND TITLE/FUND #						
Sanitation Fund: 043						
DEPARTMENT NAME/#		**ACTUAL**	**BUDGET**	**BUDGET**	**PROJECTED**	**BUDGET**
Sanitation Department: 043-10-534		**2019**	**2019**	**2020**	**2020**	**2021**
EXPENDITURE OBJECT #/NAME						
PERSONNEL SERVICES						
043-10-534-1-1100	EXECUTIVE SALARIES	95,501	86,140	102,213	102,213	112,311
043-10-534-1-1200	REGULAR SALARIES	393,868	418,928	426,077	426,077	448,375
043-10-534-1-1210	ACCRUED SALARIES	5,473	-	-	-	-
043-10-534-1-1400	OVERTIME	46,097	60,000	60,000	40,000	60,000
043-10-534-1-2100	FICA TAX EXPENSE	39,119	43,228	45,004	45,004	47,482
043-10-534-1-2200	RETIREMENT EXPENSE	143,016	119,060	172,803	172,803	186,526
043-10-534-1-2300	HEALTH AND LIFE INSURANCE	78,217	146,065	76,199	76,199	113,931
043-10-534-1-1000	ONE-TIME NON-RECURRING PAYMENT FOR E	-	-	17,600	17,600	12,500
043-10-534-1-2400	WORKERS COMP	38,108	29,625	36,415	40,211	40,751
Total		839,399	903,046	936,311	920,107	1,021,876
OPERATING EXPENSES						
043-10-534-3-3100	PROFESSIONAL SERVICES	6,327	6,580	14,172	12,122	12,204
043-10-534-3-3120	PHYSICALS	2,517	1,000	1,000	500	1,000
043-10-534-3-3200	ACCOUNTING AND AUDITING	5,603	5,603	5,499	5,499	6,206
043-10-534-3-3470	PUTNAM COUNTY TIPPING FEE	308,840	300,000	285,000	285,000	305,000
043-10-534-3-3600	PENSION EXPENSE - GENERAL	145,255	-	-	-	-
043-10-534-3-4020	SCHOOLING, CONFERENCE, ETC	1,535	1,670	2,000	2,000	2,000
043-10-534-3-4100	COMMUNICATIONS SERVICES	3,834	1,800	7,440	5,400	7,440
043-10-534-3-4200	POSTAGE AND FREIGHT	-	25	25	25	25
043-10-534-3-4310	NATURAL GAS	296	285	400	400	400
043-10-534-3-4320	ELECTRICITY	5,487	5,000	5,200	5,200	5,200

Sanitation Fund

FUND TITLE/FUND #						
Sanitation Fund: 043						
DEPARTMENT NAME/#		**ACTUAL**	**BUDGET**	**BUDGET**	**PROJECTED**	**BUDGET**
Sanitation Department: 043-10-534		**2019**	**2019**	**2020**	**2020**	**2021**
EXPENDITURE OBJECT #/NAME						
043-10-534-3-4400	RENTALS AND LEASES	2,058	8,000	10,000	10,000	10,000
043-10-534-3-4500	LIABILITY INSURANCE	31,623	27,962	32,702	48,000	36,047
043-10-534-3-4510	LIABILITY INSURANCE CLAIMS	250	-	-	-	-
043-10-534-3-4610	BUILDING MAINTENANCE	130	1,500	1,500	2,000	2,000
043-10-534-3-4620	EQUIPMENT MAINTENANCE	216	1,000	1,400	1,500	1,500
043-10-534-3-4630	VEHICLE MAINTENANCE	96,296	85,017	146,437	135,000	130,000
043-10-534-3-4700	PRINTING AND BINDING	169	600	600	600	600
043-10-534-3-5100	OFFICE SUPPLIES	225	250	375	500	500
043-10-534-3-5210	GAS AND LUBRICANTS	95,608	89,000	85,350	85,350	90,000
043-10-534-3-5230	JANITORIAL SUPPLIES	642	700	700	700	700
043-10-534-3-5260	UNIFORMS	7,591	8,000	8,000	8,000	9,000
043-10-534-3-5280	OPERATING SUPPLIES	9,239	9,300	10,475	12,000	12,000
043-10-534-3-5290	GARBAGE CONTAINERS/DUMPSTERS	33,391	36,230	50,000	61,000	65,000
043-10-534-3-5730	BAD DEBT	(1,502)	-	-	-	-
043-10-534-3-5900	DEPRECIATION	195,403	-	-	-	-
Total		951,036	589,522	668,275	680,796	696,822
CAPITAL OUTLAY						
	CAPITAL PROJECTS-IMPROVEMENT	-	-	-	-	25,000
043-10-534-6-6400	CAPITAL OUTLAY	1,498	300,000	230,293	230,293	225,000
Total		1,498	300,000	230,293	230,293	250,000
DEBT SERVICE						
043-10-517-7-7110	PRINCIPAL-BANK OF AMERICA LEASE	-	38,400	39,600	39,600	40,300
043-10-517-7-7111	AMERIS 2015 LEASE FRONT LOADER	-	43,400	45,200	45,200	46,100
043-10-517-7-7112	PRINCIPAL-2016 USBANCORP LEASE	-	60,104	62,308	62,308	63,454
043-10-517-7-7114	PAYMENT REAR LOADER 19-20 TD EQUIP	-	45,000	45,000	-	35,608
043-10-517-7-7113	PRINCIPAL-CLAMSHELL-SERVICE TRUCK	-	35,000	32,486	32,486	33,069
043-10-517-7-7210	INTEREST-BANK OF AMERICA LEASE	1,768	2,393	1,134	1,134	489
043-10-517-7-7211	AMERIS 2015 LEASE FRONT LOADER	3,499	4,388	2,592	2,593	1,667
043-10-517-7-7212	INTEREST-2016 USBANCORP LEASE	5,654	6,740	4,546	4,546	3,420
043-10-517-7-7214	INTEREST- REAR LOADER 19-20 TD EQUIP	-	-	-	1,153	3,785
043-10-517-7-7213	INTEREST-CLAMSHELL-SERVICE TRUCK	2,515	3,000	5,464	9,016	4,389
Total		13,436	238,425	238,330	198,036	232,281
TRANSFERS						
043-10-534-9-9101	REIMB GENERAL FUND-ADMIN EXP	115,959	115,959	125,981	125,981	170,091
043-10-534-9-9130	TRANSFER TO GENERAL FUND FOR BUILDING	-	-	90,000	-	
043-10-534-9-9110	TRANSFER TO GENERAL FUND-FRANCHISE	121,040	121,040	137,238	137,238	147,280
043-10-534-9-9120	TRNF BETTER PLACE-PUBLIC WORKS BUILDIN	2,123	10,000	-	3,000	41,600
Total		239,122	246,999	353,219	266,219	358,971
DEPARTMENT TOTAL		2,044,491	2,277,992	2,426,428	2,295,451	2,559,951
TOTAL EXPENDITURES		2,162,105	2,434,174	2,557,155	2,439,945	2,725,188

Sanitation Fund

FUND TITLE/FUND # *Sanitation Fund: 043*					
DEPARTMENT NAME/# Sanitation Department: 043-10-534	**ACTUAL 2019**	**BUDGET 2019**	**BUDGET 2020**	**PROJECTED 2020**	**BUDGET 2021**
EXPENDITURE OBJECT #/NAME					
CONTINGENCIES & RESERVES					
043-10-534-9-9900 CONTINGENCY/RESERVE	-	329,007	436,080	951,521	497,601
043-10-534-9-9901 CAPITAL REPLACEMENT CONTINGENCY	-	-	-	-	225,000
Total	-	329,007	436,080	951,521	722,601
TOTAL EXPENDITURES, TRANSFERS, CONTINGENCIES & RESERVES	2,162,105	2,763,181	2,993,235	3,391,467	3,447,789

Golf Fund

FUND TITLE/FUND # *Golf Fund: 042*						
REVENUE OBJECT #/TITLE		**ACTUAL 2019**	**BUDGET 2019**	**BUDGET 2020**	**PROJECTED 2020**	**BUDGET 2021**
OTHER REVENUES						
042-00-369-9-1004	REVENUE SHARE PER CONTRACT	7,430	-	-	7,876	-
042-00-369-9-1000	REFUNDS/REIMBURSEMENTS	-	-	1,875	1,875	1,875
042-00-369-9-1002	RESTAURANT LEASE	53,880	53,880	53,880	53,880	53,880
042-00-369-9-1003	UTILITY REIMBURSEMENT	33,451	-	33,360	31,330	33,360
Total		94,761	53,880	89,115	94,961	89,115
TRANSFERS IN						
042-00-389-9-0001	TRANSFER FROM GENERAL FUND	53,016	48,919	59,172	54,154	55,580
042-00-389-9-0002	TRANSFER FROM GENERAL FUND-DEB	168,579	168,579	168,650	169,274	169,445
Total		221,595	217,498	227,822	223,428	225,025
TOTAL REVENUES		316,356	271,378	316,937	318,389	314,140
CASH BALANCE FORWARD						
042-00-301-0-1000	CASH BALANCE FORWARD	-	885	(18,947)	-	2,681
042-00-301-0-1001	GOLF CAPITAL BALANCE FORWARD	-	-	-	3,715	3,715
Total		-	885	(18,947)	3,715	6,396
TOTAL REVENUES, TRANSFERS & CASH BALANCES		316,356	272,263	297,990	322,104	320,536

Golf Fund

FUND TITLE/FUND # *Golf Fund: 042*						
DEPARTMENT NAME/# Course Maintenance: 042-16-572		**ACTUAL 2019**	**BUDGET 2019**	**BUDGET 2020**	**PROJECTED 2020**	**BUDGET 2021**
EXPENDITURE OBJECT #/NAME						
OPERATING EXPENSES						
042-16-572-3-3440	TREE REMOVAL	10,300	15,000	15,000	15,000	10,000
042-16-572-3-4410	OPERATING LEASES	6,842	30,263	30,159	30,159	30,159
042-16-572-3-4650	IRRIGATION SUPPLIES	2,482	2,500	2,500	2,500	2,500
042-16-572-3-5900	DEPRECIATION	136,311	-	-	-	-
Total		155,935	47,763	47,659	47,659	42,659
DEPARTMENT TOTAL		155,935	47,763	47,659	47,659	42,659

Golf Fund

FUND TITLE/FUND #						
Golf Fund: 042						
DEPARTMENT NAME/#		**ACTUAL**	**BUDGET**	**BUDGET**	**PROJECTED**	**BUDGET**
Club House: 042-24-572		**2019**	**2019**	**2020**	**2020**	**2021**
EXPENDITURE OBJECT #/NAME						
OPERATING EXPENSES						
042-24-572-3-3100	PROFESSIONAL SERVICES	1,121	-	-	-	-
042-24-572-3-3200	ACCOUNTING AND AUDITING	8,295	795	10,269	9,941	10,149
042-24-572-3-4100	COMMUNICATIONS SERVICES	2,438	-	3,480	3,417	3,480
042-24-572-3-4310	NATURAL GAS	2,041	-	3,240	2,885	3,240
042-24-572-3-4320	ELECTRICITY	23,272	-	21,600	20,148	21,600
042-24-572-3-4330	UTILITIES-WATER	3,200	-	5,040	4,880	5,040
042-24-572-3-4400	RENTALS AND LEASES	44,695	44,411	46,118	42,599	47,145
042-24-572-3-4500	LIABILITY INSURANCE	4,239	3,457	4,500	4,500	4,794
042-24-572-3-4610	BUILDING MAINTENANCE	1,448	-	-	4,153	-
042-24-572-3-4670	CART MAINTENANCE	1,100	6,104	6,104	222	6,104
042-24-572-3-5280	OPERATING SUPPLIES	823	-	-	-	-
042-24-572-3-5900	DEPRECIATION	30,312	-	-	-	-
Total		122,985	54,767	100,351	92,745	101,552
CAPITAL OUTLAY						
042-24-572-6-6450	CAPITAL IMPROVEMENTS	-	-	-	2,439	-
Total		-	-	-	2,439	-
DEBT SERVICE						
042-24-517-7-7105	SERIES 2013A - PRINCIPAL	-	138,000	144,000	144,000	151,000
042-24-517-7-7205	SERIES 2013A - INTEREST	30,482	30,579	24,650	24,650	18,445
Total		30,482	168,579	168,650	168,650	169,445
TRANSFERS						
042-24-572-9-9100	REIMB GENERAL FUND-ADMIN EXP	237	237	277	277	484
042-24-572-9-9101	TRANSFER TO GENERAL FUND FOR PROFIT SH	3,715	-	-	3,938	-
Total		3,952	237	277	4,215	484
DEPARTMENT TOTAL		157,418	223,583	269,278	268,049	271,481
TOTAL EXPENDITURES		313,354	271,346	316,937	315,708	314,140
TRANSFERS, CONTINGENCIES, RESERVES						
042-24-572-9-9900	CONTINGENCY/RESERVE	-	917	(18,947)	2,681	2,681
042-24-572-9-9901	GOLF CAPITAL RESERVE	-	-	-	3,715	3,715
Total		-	917	(18,947)	6,396	6,396
TOTAL EXPENDITURES, TRANSFERS, CONTINGENCIES & RESERVES		313,354	272,263	297,990	322,104	320,536

Airport Fund

FUND TITLE/FUND # *Airport Fund: 005*						
REVENUE OBJECT #/TITLE		**ACTUAL 2019**	**BUDGET 2019**	**BUDGET 2020**	**PROJECTED 2020**	**BUDGET 2021**
FEDERAL GRANTS						
005-00-389-2-8001	FAA TAXIWAY A EDGE LIGHTING	139,315	144,747	-	-	
005-00-389-2-6100	FAA PROJECT RUNWAY 17/35 NORTH	-	-	512,991	512,991	
005-00-389-2-8106	FEMA HURRICANE IRMA FEDERAL	538	-	1,622	42	-
005-00-389-2-8107	REDI- LAND ACQUISITION	-	-	300,000	-	-
005-00-389-2-8108	FAA TAXIWAY A REDI PHASE II WEST	-	-	95,000	-	95,000
Total		139,853	144,747	909,613	513,033	95,000
STATE GRANTS						
005-00-389-3-8000	BEACON LEASE	684	-	-	684	-
005-00-389-3-8106	FEMA HURRICANE IRMA STATE	77	-	1,500	-	-
005-00-389-3-8910	FDOT GRANT G0L38 SECURITY FENC	124,458	200,000	-	13,000	-
005-00-389-3-8912	FDOT TAXIWAY A EDGE LIGHTING	7,740	8,042	-	-	-
005-00-389-3-8913	FDOT BEACON AND ELECTRICAL VAULT REHAB	20,099	-	175,000	281,350	
005-00-389-3-8914	HANGAR PROJECT	-	-	-	118,750	-
005-00-389-3-8915	FDOT PROJECT RUNWAY 17/35 NORTH	-	-	28,500	28,500	-
	INSTALL T HANGARS					500,000
	LIGHTING UPGRADES					100,000
005-00-389-3-8916	FDOT T HANGAR G1383	-	-	118,750	-	-
005-00-389-3-8917	FDOT LAND PURCHASE REDI	-	-	-	276,283	-
Total		153,057	208,042	323,750	718,567	600,000
TOTAL GRANTS		292,910	352,789	1,233,363	1,231,600	695,000
OPERATING REVENUES						
005-00-344-1-1010	100 LL AVIATION FUEL	442,088	420,000	420,000	335,644	385,000
005-00-344-1-1020	JET A AVIATION FUEL	135,598	120,000	130,000	107,221	120,000
005-00-344-1-1030	DONATIONS-FLY-IN EVENT	19,111	15,000	15,000	19,944	15,000
005-00-344-1-1200	TIE DOWN FEES/VEHICLE PARKING	4,953	5,000	5,000	4,326	4,500
005-00-344-1-1400	VENDING	1,311	2,000	1,500	600	1,000
005-00-344-1-1700	AVIATION LUBRICANTS	3,727	3,500	3,000	1,277	3,000
005-00-344-1-1800	MERCHANDISE SALES	880	2,000	1,250	270	800
005-00-362-0-1000	HANGAR RENTALS	303,429	300,000	300,000	276,120	285,000
005-00-362-0-2000	LAND LEASE	4,358	3,888	3,888	2,000	3,888
005-00-362-0-3000	BUILDING RENTAL	596	4,000	4,000	4,946	4,000
005-00-362-0-4000	OFFICE RENTAL	-	-	8,250	7,500	-
Total		916,051	875,388	891,888	759,847	822,188
OTHER REVENUES						
005-00-365-0-1000	SALE OF SURPLUS MATERIALS-MILLINGS	-	-	8,000	11,700	-
005-00-369-9-1003	RUNWAY 17/35 PROJECT ADMIN FEE	-	-	5,000	5,000	-
005-00-369-9-1000	MISCELLANEOUS REVENUES	1,270	3,900	3,900	1,600	1,500
005-00-369-9-4000	INSURANCE CLAIMS-AIRPORT	15,512	-	-	-	-
005-00-369-9-1001	E-PAYABLES REVENUE SHARE	104	150	150	150	150
Total		16,885	4,050	17,050	18,450	1,650
TRANSFERS				-		
005-00-381-0-0000	TRANSFER FROM GENERAL FUND	204,244	142,935	155,397	216,485	214,033
Total		204,244	142,935	155,397	216,485	214,033
LOAN PROCEEDS						
005-00-383-0-1001	CAPITAL LEASE PROCEEDS	-	-	-	25,376	-
Total		-	-	-	25,376	-
TOTAL REVENUES		1,430,089	1,375,162	2,297,698	2,251,758	1,732,871
CASH BALANCE FORWARD						
005-00-301-0-0000	OPERATING CASH BALANCE FORWARD	-	(129,796)	(129,511)	-	-
Total		-	(129,796)	(129,511)	-	-
TOTAL REVENUES, TRANSFERS & CASH BALANCES		1,430,089	1,245,366	2,168,187	2,251,758	1,732,871

Airport Fund

FUND TITLE/FUND #						
Airport Fund: 005						
DEPARTMENT NAME/#		**ACTUAL**	**BUDGET**	**BUDGET**	**PROJECTED**	**BUDGET**
Airport: 005-05-542		**2019**	**2019**	**2020**	**2020**	**2021**
EXPENDITURE OBJECT #/NAME						
PERSONNEL SERVICES						
005-05-542-1-1200	REGULAR SALARIES	96,754	95,843	95,843	118,155	97,695
005-05-542-1-1300	OTHER SALARIES	25,814	33,280	33,280	4,501	32,673
005-05-542-1-1210	ACCRUED SALARIES	998	-	-	-	-
005-05-542-1-1400	OVERTIME	607	1,500	1,500	1,500	1,500
005-05-542-1-2100	FICA TAX EXPENSE	9,302	9,993	9,992	9,383	10,088
005-05-542-1-2200	RETIREMENT EXPENSE	30,424	27,028	35,174	35,174	34,193
005-05-542-1-2300	HEALTH AND LIFE INSURANCE	1,145	1,253	1,253	1,253	1,253
005-05-542-1-2400	WORKERS COMP	4,841	4,062	4,340	4,340	4,623
005-05-542-1-1000	ONE-TIME NON-RECURRING PAYMENT FOR EMPLOYE	-	-	2,300	2,300	2,600
Total		169,885	172,959	183,682	176,606	184,625
OPERATING EXPENSES						
005-05-542-3-3100	PROFESSIONAL SERVICES	2,209	538	737	700	867
005-05-542-3-3120	PHYSICALS	29	400	100	150	100
005-05-542-3-3200	ACCOUNTING AND AUDITING	4,013	4,013	2,829	3,500	2,838
005-05-542-3-3600	PENSION EXPENSE	18,978	-	-	-	-
005-05-542-3-4020	SCHOOLING, CONFERENCE, ETC	788	1,750	255	-	1,200
005-05-542-3-4100	COMMUNICATIONS SERVICES	8,114	6,100	7,500	8,000	7,920
005-05-542-3-4200	POSTAGE AND FREIGHT	272	500	500	500	500
005-05-542-3-4310	NATURAL GAS	364	500	500	500	500
005-05-542-3-4320	ELECTRICITY	17,346	17,500	16,000	16,000	17,000
005-05-542-3-4330	UTILITIES-WATER	8,602	6,500	6,500	6,500	6,800
005-05-542-3-4340	CREDIT CARD FEES	25,269	22,500	20,000	20,000	20,000
005-05-542-3-4400	RENTALS AND LEASES	593	-	1,156	1,756	1,756
005-05-542-3-4500	LIABILITY INSURANCE	32,082	28,950	31,186	31,186	33,086
005-05-542-3-4510	LIABILITY INSURANCE CLAIMS	7,486	-	-	-	-
005-05-542-3-4610	BUILDING/HANGAR MAINTENANCE	10,997	11,388	8,745	10,000	10,000
005-05-542-3-4620	EQUIPMENT/FIELD MAINTENANCE	13,519	13,212	10,445	13,500	11,000
005-05-542-3-4630	VEHICLE MAINTENANCE	679	1,100	2,900	3,000	1,500
005-05-542-3-4680	GROUNDS LANDSCAPING	54,000	54,000	54,000	54,000	54,000
005-05-542-3-4700	PRINTING AND BINDING	111	-	-	-	-
	LEGAL ADVERTISING					2,000
005-05-542-3-4800	ADVERTISING	2,773	3,350	1,650	2,000	2,200
005-05-542-3-5100	OFFICE SUPPLIES	2,462	1,000	900	900	1,000

Airport Fund

DEPARTMENT NAME/#		ACTUAL	BUDGET	BUDGET	PROJECTED	BUDGET
Airport: 005-05-542		2019	2019	2020	2020	2021
005-05-542-3-5170	100LL FUEL	391,224	339,337	359,400	282,507	333,000
005-05-542-3-5180	JET A FUEL	102,028	99,715	76,200	75,085	85,000
005-05-542-3-5200	FLY-IN EVENT-DONATIONS	19,373	9,800	9,800	15,186	15,000
005-05-542-3-5210	AIRPORT VEHICLE GAS	620	525	525	600	600
005-05-542-3-5219	AIRPORT COVID 19 EXPENSE	-	-	-	100	-
005-05-542-3-5220	GENERAL MERCHANDISE	6,195	7,000	5,000	4,000	5,000
005-05-542-3-5230	JANITORIAL SUPPLIES	908	825	1,325	1,000	900
005-05-542-3-5260	UNIFORMS	416	350	200	100	200
005-05-542-3-5280	OPERATING SUPPLIES	2,934	4,448	3,000	2,300	3,000
005-05-542-3-5400	MEMBR,SUBSCRIPT,DUES	623	735	735	700	700
005-05-542-3-5900	DEPRECIATION	759,216	-	-	-	-
Total		1,494,223	636,036	622,088	553,770	617,668
CAPITAL OUTLAY						
005-05-542-6-6400	CAPITAL OUTLAY	-	-	3,600	3,600	-
005-05-542-6-6401	VEHICLE PURCHASE	-	-	-	25,376	-
005-05-542-6-6302	FDOT TAXIWAY A EDGE LIGHTING	(0)	8,042	-	-	-
005-05-542-6-6281	FAA TAXIWAY A EDGE LIGHTING	-	144,747	-	-	-
005-05-542-6-6345	TAXIWAY A EDGE LIGHTING CITY SHARE	-	8,042	-	-	-
005-05-542-6-6304	FDOT BEACON AND ELECTRICAL VAULT REHAB	-	-	175,000	281,350	
005-05-542-6-6305	FDOT T HANGAR G1383	-	-	118,750	118,750	-
005-05-542-8-6201	INSTALL T HANGARS	-	-	-	-	500,000
	LIGHTING UPGRADES					100,000
005-05-542-8-6301	FAA PROJECT RUNWAY 17/35 NORTH	-	-	512,991	512,991	-
005-05-542-8-6302	FDOT PROJECT RUNWAY 17/35 NORTH	-	-	28,500	28,500	-
005-05-542-6-6303	City Match PROJECT RUNWAY 17/35 NORTH	-	-	28,500	28,500	-
005-05-542-8-6304	FAA TAXIWAY A REDI PHASE II WEST	-	-	95,000		95,000
005-05-542-8-6101	REDI LAND ACQUISITION	-	-	300,000	276,712	-
005-05-542-6-6300	FDOT GRANT G0L38 SECURITY FENC	-	200,000	-	13,000	-
Total		(0)	360,831	1,262,341	1,288,779	695,000
DEBT SERVICE						
005-05-517-7-7140	AIRPORT VEHICLE	-	-	7,200	-	4,014
005-05-517-7-7240	AIRPORT VEHICLE INTEREST	-	-	-	130	427
005-05-517-7-7111	SERIES 2013C TERMINAL	-	90,000	88,000	88,000	88,000
005-05-517-7-7121	SERIES 2013B T-HANGAR	-	47,000	54,000	54,000	54,000
005-05-517-7-7211	SERIES 2013C TERMINAL	10,444	10,482	8,207	8,207	5,972
005-05-517-7-7221	SERIES 2013B T-HANGAR	9,158	9,188	7,369	7,369	5,344
Total		19,602	156,670	164,776	157,706	157,757
TRANSFERS						
005-05-542-9-9100	REIMB GENERAL FUND-ADMIN EXP	51,114	51,114	64,812	74,897	77,821
Total		51,114	51,114	64,812	74,897	77,821
	TOTAL EXPENDITURES	1,734,823	1,377,610	2,297,699	2,251,758	1,732,871
TRANSFERS, CONT, RESERVES						
005-05-542-9-9900	CONTINGENCY/RESERVE	-	(132,244)	(129,511)	0	0
Total		-	(132,244)	(129,511)	0	0
TOTAL EXPENDITURES, TRANSFERS, CONTINGENCIES & RESERVES		1,734,823	1,245,366	2,168,188	2,251,758	1,732,871

Tax Increment Fund

FUND TITLE/FUND # *Tax Increment Fund: 030*						
REVENUE OBJECT #/TITLE		**ACTUAL 2019**	**BUDGET 2019**	**BUDGET 2020**	**PROJECTED 2020**	**BUDGET 2021**
PROPERTY TAXES						
030-00-311-0-3100	DOWNTOWN REDEV COUNTY SHARE	200,947	202,617	227,845	224,862	244,907
030-00-311-0-3110	DOWNTOWN REDEV CITY SHARE	134,040	134,209	151,982	149,993	163,363
030-00-311-0-3200	SOUTH HISTORIC COUNTY SHARE	57,119	58,493	63,040	62,781	71,621
030-00-311-0-3220	SOUTH HISTORIC CITY SHARE	38,101	38,745	42,050	41,878	47,774
030-00-311-0-3300	NORTH HISTORIC COUNTY SHARE	23,427	25,275	25,683	25,683	28,005
030-00-311-0-3330	NORTH HISTORIC CITY SHARE	15,626	16,742	17,132	17,132	18,681
Total		469,260	476,081	527,732	522,329	574,351
OTHER REVENUES						
030-00-337-0-5001	TDC-BARTRAM FROLIC GRANT	-	9,000	-	-	-
030-00-366-0-0002	CONTRIBUTION-DOWNTOWN LANDSCAP	10,553	-	-	-	-
Total		10,553	9,000	-	-	-
TOTAL REVENUES		479,813	485,081	527,732	522,329	574,351
CASH BALANCE FORWARD				-		
030-00-301-0-0001	DOWNTOWN REDEVELOPMENT FORWARD	-	(28,007)	232,398	232,398	377,063
030-00-301-0-0002	SOUTH HISTORIC BALANCE FORWARD	-	38,930	228,761	228,761	236,996
030-00-301-0-0003	NORTH HISTORIC BALANCE FORWARD	-	1,231	55,035	55,035	57,603
Total		-	12,154	516,194	516,194	671,662
TOTAL REVENUES, TRANSFERS & CASH BALANCES		479,813	497,235	1,043,926	1,038,523	1,246,013

Tax Increment Fund

FUND TITLE/FUND #						
Tax Increment Fund: 030						
DEPARTMENT NAME/#		**ACTUAL**	**BUDGET**	**BUDGET**	**PROJECTED**	**BUDGET**
Downtown: 030-30-580		**2019**	**2019**	**2020**	**2020**	**2021**
EXPENDITURE OBJECT #/NAME						
030-30-580-3-3105	SMALL BUSINESS DEVELOPMENT CEN	12,000	12,000	12,000	12,000	12,000
030-30-580-3-3109	MAINTENANCE CONTRACT	4,308	3,750	10,000	10,000	10,000
030-30-580-3-3100	PROFESSIONAL SERVICES	-	-	21,830	19,087	53,852
030-30-580-3-4803	MARKETING/PROMOTIONS	1,294	25,000	25,000	5,000	25,000
030-30-580-3-4805	FESTIVALS	-	10,309	7,500	7,500	7,500
030-30-580-3-5280	MISC EXPENSES	4,695	6,750	500	600	600
030-30-580-3-5401	FRA ANNUAL DUES, TRAINING	1,758	1,900	2,500	2,500	2,500
030-30-580-3-5402	DEO ANNUAL DUES	175	175	175	175	175
030-30-580-6-6311	DOWNTOWN CHRISTMAS LIGHTS	28,450	30,374	28,170	23,840	30,000
030-30-580-6-6314	RECRUITMENT PROJECT	26,758	30,000	50,000	50,000	-
030-30-580-6-6316	WAYFINDING	22,809	23,000	70,000	10,000	60,000
030-30-580-6-6320	LANDSCAPING	32,534	30,887	10,000	7,500	40,000
030-30-580-6-6321	SITE AMENITIES	10,972	15,294	10,000	5,000	5,000
030-30-580-6-6326	CLOCK TOWER PROJECT	41,119	40,000	-	-	-
030-30-580-6-6328	PUBLIC ART	-	2,000	10,000	10,000	10,000
030-30-580-6-6329	PROPERTY ACQUISITION	-	35,000	35,000	-	35,000
030-30-580-6-6327	HOME IMPROVEMENT PROGRAM	24,509	60,631	1,000	15,000	-
Total		211,381	327,070	293,675	178,202	291,627
TRANSFERS						
030-30-580-9-9103	REIMB GENERAL-FIREWORKS	9,722	11,000	11,000	9,000	11,000
030-30-580-9-9104	REIMB GENERAL-CHRISTMAS LIGHTS	1,031	1,400	1,400	1,400	1,400
030-30-580-9-9106	REIMB GENERAL-ADMIN EXP	37,045	37,045	13,668	13,668	38,815
030-30-580-9-9107	REIMB TO UTILITY FOR CRA ADMIN	-	-	27,920	27,920	13,922
030-30-580-9-9130	TRANSFER TO BETTER PLACE-STREETSCAPE	-	-	-	-	300,000
030-30-580-9-9132	TRANSFER TO UTILITY FUND-POTABLE LINE RE	35,000	124,565	89,565	-	89,565
Total		82,798	174,010	143,553	51,988	454,702
DEPARTMENT TOTAL		294,179	501,080	437,228	230,190	746,329

Tax Increment Fund

FUND TITLE/FUND #						
Tax Increment Fund: 030						
DEPARTMENT NAME/#		**ACTUAL**	**BUDGET**	**BUDGET**	**PROJECTED**	**BUDGET**
South Historic: 030-31-580		**2019**	**2019**	**2020**	**2020**	**2021**
EXPENDITURE OBJECT #/NAME						
030-31-580-3-3102	HOMES & GARDENS TOUR PROMOTION	-	500	400	-	-
030-31-580-3-5280	MISC EXPENSES	72	250	350	350	350
030-31-580-3-5400	FRA ANNUAL DUES, TRAINING	1,594	1,900	1,900	1,900	1,900
030-31-580-3-5402	DEO ANNUAL DUES	-	-	-	54	100
030-31-580-6-6331	HOME IMPROVEMENT PROGRAM	13,846	55,137	24,030	15,500	-
030-31-580-3-3100	PROFESSIONAL SERVICES	-	-	11,470	10,029	28,295
030-31-580-6-6333	SIGNAGE	-	5,000	1,000	1,000	1,000
030-31-580-6-6334	COMMERCIAL REHABILITATION GRAN	15,000	15,000	-	-	-
030-31-580-6-6336	REDEVELOPMENT INCENTIVES	-	-	20,000	20,000	-
030-31-580-6-6343	CAPITAL OUTLAY	-	-	90,000	1,500	45,000
030-31-580-6-6338	RESIDENTIAL REHAB	-	11,400	11,400	11,400	-
030-31-580-6-6339	RIVER STREET IMPROVEMENTS	-	50,000	50,000	-	-
030-31-580-6-6342	FESTIVALS	2,615	5,000	5,000	5,000	3,000
030-31-580-6-6341	LANDSCAPING	7,799	17,997	9,000	9,000	9,000
Total		40,926	162,184	224,550	75,733	88,645
TRANSFERS						
030-31-580-9-9101	TRANSFER TO BETTER PLACE-SOUTHERN DIST	-	-	-		198,500
030-31-580-9-9102	TRANSFER TO UTILITY SOUTH WATER LINE REI	-	25,550	25,550	-	25,550
030-31-580-9-9107	REIMB TO UTILITY FOR CRA ADMIN	-	-	7,725	7,725	4,071
030-31-580-9-9105	REIMB GENERAL-ADMIN EXP	31,556	16,136	12,967	12,967	6,488
Total		31,556	41,686	46,242	20,692	234,610
DEPARTMENT TOTAL		72,483	203,870	270,792	96,425	323,255

Tax Increment Fund

FUND TITLE/FUND #						
Tax Increment Fund: 030						
DEPARTMENT NAME/#		**ACTUAL**	**BUDGET**	**BUDGET**	**PROJECTED**	**BUDGET**
North Historic: 030-32-580		**2019**	**2019**	**2020**	**2020**	**2021**
EXPENDITURE OBJECT #/NAME						
030-32-580-3-3100	PROFESSIONAL SERVICES	-	-	3,700	3,235	9,128
030-32-580-3-4801	CHRISTMAS TOUR	-	500	-	-	-
030-32-580-3-5280	MISC EXPENSES	51	250	250	250	250
030-32-580-3-5400	FRA ANNUAL DUES, TRAINING	1,593	400	1,000	1,000	1,000
030-32-580-3-5402	DEO ANNUAL DUES	-	-	-	50	50
030-32-580-6-6321	HOME IMPROVEMENT PROGRAM	44,342	56,687	13,800	-	-
030-32-580-6-6322	GENERAL CAPITAL IMPROVEMENTS	-	-	5,000	5,000	20,000
030-32-580-6-6320	LANDSCAPING	-	-	6,000	6,000	6,000
DEPARTMENT TOTAL		45,986	57,837	29,750	15,535	36,428
TRANSFERS				-		
030-32-580-9-9102	TRANSFER TO UTILITY N POTABLE LINE REPLA	-	-	-	-	-
030-32-580-9-9104	TRANSFER TO GENERAL- NORTH ROAD DEBT S	-	23,000	23,000	19,754	19,516
030-32-580-9-9107	REIMB TO UTILITY FOR CRA ADMIN	-	-	3,147	3,147	1,592
030-32-580-9-9105	REIMB GENERAL-ADMIN EXP	7,501	7,501	1,810	1,810	3,156
Total		7,501	30,501	27,957	24,711	24,264
DEPARTMENT TOTAL		53,487	88,338	57,707	40,246	60,692
TOTAL EXPENDITURES		420,149	793,288	765,727	366,860	1,130,276
CONTINGENCIES & RESERVES						
030-30-580-9-9901	CONTINGENCY/RESERVE-DOWNTOWN	-	(183,261)	174,997	377,063	39,004
030-31-580-9-9901	CONTINGENCY/RESERVE-SOUTH HIST	-	(67,702)	63,059	236,996	33,136
030-32-580-9-9901	CONTINGENCY/RESERVE-NORTH HIST	-	(45,090)	40,143	57,603	43,597
Total		-	(296,053)	278,199	671,663	115,737
TOTAL EXPENDITURES, TRANSFERS, CONTINGENCIES & RESERVES		420,149	497,235	1,043,926	1,038,523	1,246,013

Five Year Capital Plan

Fiscal Year 2020-2021 through 2024-2025

		Funding Source							
Project Title	**Service Life**	**General Fund**	**Enterprise Fund**	**Other**	**FY20-21**	**FY21-22**	**FY22-23**	**FY23-24**	**FY24-25**
City-Wide									
New Building for Public Works- Better Place		16%	84%		$ 130,000.00	$ 130,000.00	$ 130,000.00	$ 130,000.00	$ 130,000.00
IT									
Phase IV: Office 365 Migration (Recurring Software Fee)		100%			$ 26,400.00	$ 26,400.00	$ 26,400.00	$ 26,400.00	$ 26,400.00
Phase IV: Phased Computer Replacement		100%						$38,000.00	
Rewiring: City Hall and Police Department		100%				$ 40,000.00			
Offsite Backup		100%			$ 9,000.00				
Wastewater Reclamation Facility									
Chlorine Storage Building Roof Repair	25		100%			$ 6,000.00		$ 35,055.00	
Liftstation Repair and Replacement	15		100%		$ 145,500.00				
Aeration Basin Flow Gates	30		100%		$ 8,000.00				
Automatic Composite Sampler	15		100%		$ 6,000.00				
Public Works Admin									
Public Works Facility	40	33%	33%/33%						
Public Works Admin Vehicle	10	33%	33%/33%						
Public Works Admin Vehicle	10	33%	33%/33%					$ 27,000.00	
Sanitation									
U-25 Diesel Front Loader Sanitation Truck	10		100%				$ 300,000		
U-73 Diesel Front Loader Sanitation Truck	10		100%			$ 300,000			
U-28 Diesel Clam Shell Truck	15		100%						$ 182,000.00
U-34 Diesel Clam Shell Truck	15		100%						
Capital Replacement Contingency			100%		$ 225,000	$ 250,000	$ 250,000		
U-20 Superintendent Truck	10		100%		$ 25,000				
U-35 Mech. Service 3/4 Ton 4x4 Truck	10		100%				$ 35,000		
Water Plant									
U-68 Superintendent Truck	10		100%			$ 31,200			
U-67 Service Truck	10		100%						
Well Upgrades (8 Total)	15		100%		$ 40,000		$ 40,000		$ 40,000
Chemical Feed Pump Replacement	3		100%		$ 5,000	$ 5,000	$ 5,000	$ 5,000	$ 5,000
High Service Pump (4 Total)	5		100%		$ 20,000		$ 20,000		$ 20,000
Primary Feed Pump Repair (4 Total)	5		100%		$ 9,000		$ 9,000		$ 9,000
Filters	25		100%				$ 50,000.00		
Elevated Tank			100%		$ 260,000				
Ground Storage Tanks (3 Total)			100%		$ 11,000	$ 145,000			
Water Distribution and Sewer Collection									
U-88 Diesel Vacuum Truck	12		50%	50%	$ 150,000				
U-15 3/4 ton Service Truck	7		100%					$ 35,055.17	
U-23 3/4 ton Service Truck	7		100%						$ 35,055.17
U-17 3/4 ton Service Truck	7		100%						$ 35,055.17
U-85 3/4 ton Service Truck	7		100%						
U-76 2004 Backhoe	15		100%						
U-83 Dump Truck	15		100%						$ 119,084.97

Five Year Capital Plan

Fiscal Year 2020-2021 through 2024-2025

		Funding Source							
Project Title	**Service Life**	**General Fund**	**Enterprise Fund**	**Other**	**FY20-21**	**FY21-22**	**FY22-23**	**FY23-24**	**FY24-25**
Streets									
Backhoe	10			50%[4]/50%[7]		$ 200,000			
Vacuum Truck	10		50%	50%[4]					
Street Sweeper	7			50%[4]/50%[7]				$ 250,000.00	
U-36 Crew Truck	7	100%							$ 26,499.00
U-37 Crew Truck	7	100%							$ 26,499.00
Zero Turn Mower	4	100%				$ 10,000			
Zero Turn Mower	4	100%					$ 10,000		
Zero Turn Mower	4	100%						$ 10,000.00	
Plate Tamp 360 lb	15	50%	50%			$ 17,000			
Jumping Jack Tamp	15	100%							
Sidewalk Improvements				100%[7]	$ 20,000	$ 20,980	$ 22,008	$ 23,086	$ 24,218
19th Street (Reid Street to Napoleon Street)				100%		$ 140,080			
Streetscape				100%[6]	$ 300,000				
Stormwater Drainage System									
St. Johns Avenue 16th St to Moseley Avenue			25%	75%	$ 583,385				
Parks, Facilities & Recreation									
U-61 Crew Truck	7	100%						$ 34,244.79	
U- __ Crew Truck	7			50%[4]/50%[7]					$ 39,529.47
Zero Turn Mower	4	100%				$ 10,293			
Zero Turn Mower	4	100%					$ 10,293		
Riverfront Fuel Farm	20			100%[5]	$ 20,000				
Riverfront Mooring Docks	30			19%[2]/81%[1]			$ 400,000		
Riveboat Rehab				100%	$ 18,825				
Replank Memorial Bridge Boardwalk and Docks	15			100%	$ 25,000				
Booker Park Courts - FRDAP	6			100%[6]					$ 12,000.00
Booker Fields and Recreation Complex	20			50%[4]/50%[7]	$ 167,786				
Hank Bryan Playground	15			100%	$ 15,000				
Riverfront Park Fountain/Splashpad	20			100%[6]		$ 150,000			
A. Phillip Randolph Transportation Hub Platform Improvements	50	7%		93%		$ 250,000			
Fire									
Main Station - Roof Repair		100%						$ 60,000.00	
Kay Larkin Station - Resurface Parking Lot		100%				$ 8,000			
2018 DODGE FIRE CHIEF		100%						$ 48,000.00	
Air Pack replacement program(we are at year 11 of 20) they are $5,500.00 each		100%			$ 22,000.00	$ 22,000.00	$ 22,000.00	$ 22,000.00	$ 22,000.00
extracation rams to complete extracation equipmet that we did not get in the sets $8,900 each total $17,800		100%				$ 10,000.00			
5 gas meter replacements every two years $ 2500.00 each 3 of them would like to buy one a year		100%			$ 2,500.00	$ 2,500.00	$ 2,500.00	$ 2,500.00	$ 2,500.00
replace Brush 26 2007 Dodge		100%							$ 95,000.00
Replace U24 2008 dodge medical response truck		100%					$ 100,000.00		
fire hose replacement		100%						$ 10,000.00	$ 10,000.00
Upgrade A,B,C haz mat kits		100%				$ 10,000.00			
main station remodel to make new restrooms and shower. Day side and barricks		100%			$ 20,000.00	$ 20,000.00			
replace lift bags for extracation		100%			$ 20,000.00				
confined space com. System		100%					$ 10,000.00		
trench struts		100%				$ 30,000.00			
Fire Rescue Boat								$ 80,000.00	
core drill and jack hammer for building collaspe		100%			$ 4,000.00				
gear and equipment for response team		100%				$ 11,000.00			
intake valves for truck		100%						$ 3,000.00	$ 3,000.00
new fire fighting nozzles to replace old (per truck can do over several years we have 5 trucks		100%						$ 2,500.00	$ 2,500.00

Five Year Capital Plan

Fiscal Year 2020-2021 through 2024-2025

		Funding Source							
Project Title	**Service Life**	**General Fund**	**Enterprise Fund**	**Other**	**FY20-21**	**FY21-22**	**FY22-23**	**FY23-24**	**FY24-25**
Police									
Traffic Regulation Speed Trailers (2 Signs)		100%					$ 15,000		
LPR for Traffic Control/Enforcement (2 Signs)		100%				$ 42,535			
Repair Roof on the Main Police Station		100%					$ 50,000		
Vehicles				100%	$ 400,000			$ 58,000	$ 106,000.00
Replace/Upgrade Current X2 Tasers (32)		100%			$ 10,680	$ 10,680			$ 12,000.00
Modular Training Facility at Gun Range		100%			$ 7,500	$ 28,000	$ 25,000		
New K9		100%			$ 8,500	$ 8,500		$ 8,500.00	$ 8,500.00
Replace Radar/Laser Units (15 units)		100%			$ 6,000	$ 6,000	$ 6,000	$ 6,000	$ 6,000.00
Renovate and Improve Garage at Gun Range		100%						$ 10,000.00	
Airport									
Taxiway "A" Pavement, Lighting and Drainage Rehabilitation			2%	98%	$ 95,000	$ 1,400,000			
Install T-Hangars				100%	$ 500,000	$ 600,000	$ 300,000		
Lighting Project				100%	$ 100,000				
Runway 9/27 Extension with Wildlife Assessment (Projected to be REDI)				100%				$ 575,000	
Environmental Assessment (EA) study for Runway 9-27 extension			20%	100%				$ 166,666	
New Airport Entrance				100%			$ 450,000	$ 750,000	
Obstruction Removal & Wetland Mitigation for Rwy. 09/27 Extension				100%				$ 575,000	
Construction of New Corporate Hangars			50%	50%				$ 1,500,000	
Rehabilitate West T-Hangar Taxilanes & Fuel Farm Pavement			13%	87%					$ 1,500,000